


**Sample Kit Contents**

Part Number	Inductance (μH) @ 100 kHz	Inductance Tolerance	DC Resistance (mΩ) ±10%	Rated Current (A)		Quantity
				I <sub>rms</sub> <sup>1</sup> (Ref.)	I <sub>sat</sub> <sup>2</sup> (Ref.)	
MPC0730LR20C	0.20	±25%	1.20	23.0	17.5	20
MPC0740LR42C	0.42	±20%	1.55	22.0	20.0	20
MPC0750LR60C	0.60	±20%	2.30	17.0	19.0	20
MPC0750LR68C	0.68	±20%	2.20	18.0	16.0	20
MPC1040LR36C	0.36	±20%	1.05	25.5	30.0	20
MPC1040LR45C	0.45	±20%	1.10	25.0	27.0	20
MPC1040LR56C	0.56	±20%	1.30	23.0	25.0	20
MPC1040LR88C	0.88	±20%	2.30	17.0	24.0	20
MPC1055LR36C	0.36	±20%	0.75	32.0	35.0	20
MPC1055L1R0C	1.00	±20%	2.30	18.5	21.0	20
MPC1250LR36C	0.36	±20%	0.65	38.0	40.0	20
MPC1250LR50C	0.50	±20%	0.80	35.0	40.0	20
MPCG0730LR40	0.40	±20%	2.60	16.0	16.0	20
MPCG0740LR42	0.42	±20%	1.55	22.0	20.0	20
MPCG1040LR36	0.36	±20%	1.05	25.0	30.0	20
MPCG1040LR45	0.45	±20%	1.10	25.0	27.0	20
MPCG1040LR56	0.56	±20%	1.30	23.0	23.0	20
MPCG1040LR88	0.88	±20%	2.30	17.0	19.0	20
MPCH0730LR12	0.12	±20%	0.65	31.0	32.0	20
MPCH0730LR24	0.24	±20%	1.20	23.0	19.0	20
MPCH0740LR15	0.15	±20%	0.93	29.0	31.0	20
MPCH0740LR24	0.24	±20%	1.00	27.0	20.0	20
MPCH0740LR36E	0.36	±20%	1.42	23.0	22.0	20
MPCH1040LR36	0.36	±20%	0.88	28.0	24.0	20
MPCH1040L1R0	1.00	±20%	2.30	17.0	17.0	20
MPCH1055L1R3	1.30	±20%	2.30	18.5	17.0	20
MPCH1060LR45	0.45	±20%	0.76	32.0	32.0	20
MPCH1250L1R5	1.50	±20%	2.20	21.0	21.0	20

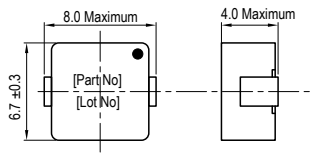
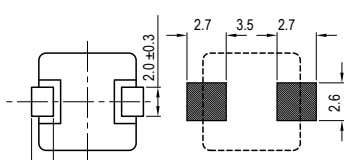
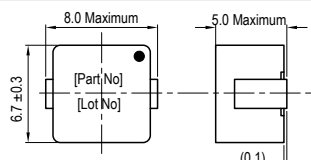
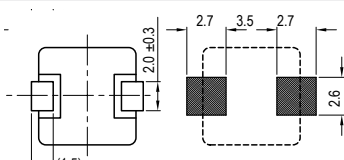
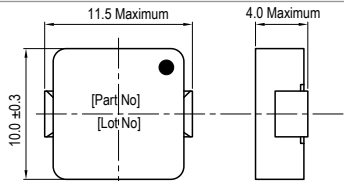
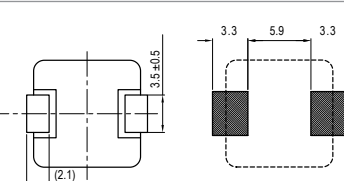
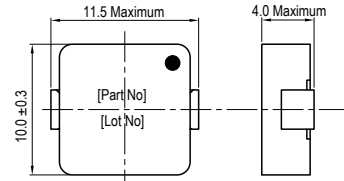
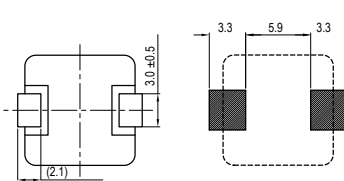
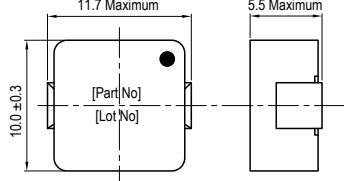
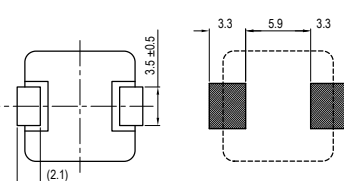
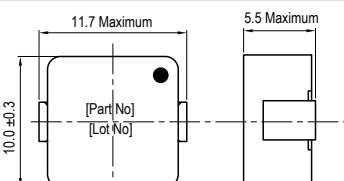
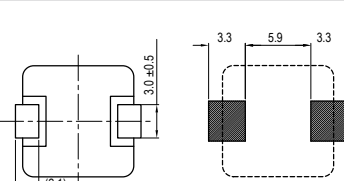
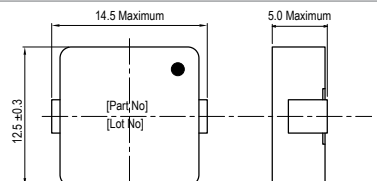
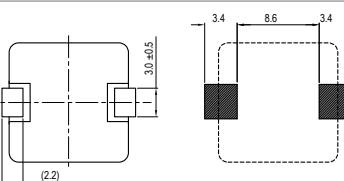
<sup>1</sup> T = 40 K rise at rated current.

<sup>2</sup> Inductance drop 20% at rated current.



[www.kemet.com/compositeinductors](http://www.kemet.com/compositeinductors)

## Specifications MPC

Part Number	Dimensions (mm)	Land Pattern
MPC0730LR20C MPC0740LR42C		
MPC0750LR60C MPC0750LR68C		
MPC1040LR36C MPC1040LR45C MPC1040LR56C		
MPC1040LR88C		
MPC1055LR36C		
MPC1055L1R0C		
MPC1250LR36C MPC1250LR50C		

Operating temperature range: -20°C to +120°C (Include self temperature rise)

## Specifications MPCG

Part Number	Dimensions (mm)	Land Pattern
MPCG0730LR40		
MPCG0740LR42		
MPCG1040LR36 MPCG1040LR45 MPCG1040LR56 MPCG1040LR88		

Operating temperature range: -20°C to +120°C (Include self temperature rise)

## Specifications MPCH

Part Number	Dimensions (mm)	Land Pattern
MPCH0730LR12 MPCH0730LR24 MPCH0740LR15 MPCH0740LR24 MPCH0740LR36E		
MPCH1040LR36 MPCH1040LR10		
MPCH1055LR3		
MPCH1060LR45		
MPCH1250LR15		

Operating temperature range: -20°C to +120°C (Include self temperature rise)