


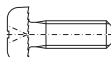



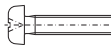


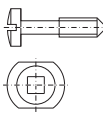










Assembly parts

Assembly parts

| For the attachment of | Description | Dimensions | Model No. | Packs of |
|---|---|---|-----------------|----------|
| Front panels to unit side panels | Oval csk-screw ISO 7047-4.8-Z-A2F | M3 x 8  | 3606.550 | 100 |
| Rear panels to box-type plug-in units | Panhead posidrive screw ISO 7045-4.8-Z-A2F | M3 x 8  | 3606.560 | 100 |
| PCB holders (plastic) to front panels, top | Oval csk-screw ISO 7047-4.8-Z-A2F | M2.5 x 10  | 3606.610 | 100 |
| – Horizontal rails to side panels – Divider panels to horizontal rails – Horizontal rails to vertical supports | Panhead self-locking screw similar to DIN ISO 7045-8.8-Z-A2F | M4 x 12  | 3654.300 | 100 |
| – PCBs to PCB holders (die-cast for 3 U, 6 U), top – PCBs to extractor handles with 6 U | Panhead screw ISO 7045-4.8-Z-A2F | M2.5 x 8  | 3654.320 | 100 |
| – PCB holder (plastic) to type V/VI handles, bottom – PCBs to PCB holders (plastic) – Backplanes to tapped strips | Panhead screw ISO 7045-4.8-Z-A2F | M2.5 x 10  | 3654.330 | 100 |
| – Connectors to Z rails – Z rails to horizontal rails – Type V/VI handles to partial front panels, bottom right for ≥ 5 HP – Aluminium guide rails to horizontal rails – Mezzanine front panels | Panhead screw ISO 7045-4.8-Z-A2F | M2.5 x 6  | 3654.340 | 100 |
| Aluminium guide rails to horizontal rails (fastening of square nuts) | Retaining cage | M2.5 | 9901.417 | 100 |
| Handle type V (plastic) to front panels and box type plug-in units | Mounting kit for type V handle (plastic): Cover black Cover grey Hex nut Screw Screw Square nut DIN 502-11H-A2F | M2.5 M2.5 x 16 M2.5 x 12 M2.5 | 3687.519 | 1 set |
| Connectors to PCBs | Panhead screw ISO 7045-4.8-Z-A2F | M2.5 x 12  | 3654.350 | 100 |
| Guide rails (plastic) to horizontal rails | Screw for plastic WN 1413 | M2.2 x 6  | 3654.360 | 100 |
| – Flat front panels to handles type V, VI – Aluminium guide rails to horizontal rails | Square nut DIN 562-A2F | M2.5  | 3654.370 | 100 |
| – Flat front panels to horizontal rails – Trim frame to conceal the front sections of the horizontal mounting kit | Captive screws (cheese-head) and plastic collars | M2.5 x 11  | 3658.160 | 100 set |
| Flat front panels | Plastic collars |  | 3687.021 | 100 |
| PCB to type III handle | Screw for plastic WN 1412 | M3.0 x 8  | 3658.190 | 100 |
| – PCBs to PCB holders (plastic) – PCB holders to front panels, top | Hex nut ISO 4032-8 | M2.5  | 3658.210 | 100 |
| – Backplanes to threaded inserts – Air partitions to horizontal rails | Mounting kit for backplanes: Panhead screw ISO 7045-4.8-Z-A2F Washer PE, natural DIN 125 | M2.5 x 6  2.7  | 3684.019 | 100 |
| – Covers to mounting blocks – EMC contact profiles | Flat csk-screw ISO 7046-1-4.8-Z-A2F | M3 x 6  | 3684.233 | 100 |
| Covers to side panels | Mounting block |  | 3684.234 | 10 |
| Type V/VI handle to front panels | Bracket |  | 3684.435 | 100 |
| Female connector to PCB attachment | Pop rivet DIN 7340-B-CuZn | 2.5 x 0.3 x 10 | 3684.482 | 100 |
| Ground contact to keyable guide rails | Fastening screw for ground contact | M3.5 x 12 | 3684.109 | 50 |