

Type 4X Polyester Junction Box w/ Window PJ Series

Various Door Styles



Panel
Sold
Separately



Application

- Designed for use as instrument enclosures, electric, hydraulic or pneumatic control housings, electrical junction boxes or terminal wiring enclosures.
- Provides outstanding insulation and protection where equipment may be hosed down or be very wet.
- Ideal in applications with high temperatures or highly corrosive environments.

Standards

- UL 508 Type 1, 2, 3, 4, 4X, 12 and 13
- CSA Type 1, 2, 3, 4, 4X, 12 and 13
- Complies with
 - NEMA Type 1, 2, 3, 4, 4X, 12, & 13
 - IEC 60529, IP66

Construction

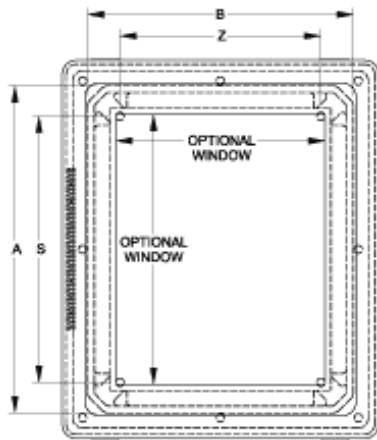
- Molded fiberglass polyester enclosure with matching cover is easily punched, cut, or drilled.
- Enhanced UV inhibitors protect against outdoor weathering.
- Standard JIC sizes under 18"x16".
- Threaded brass inserts are provided for optional inner panel or terminal kit mounting. Mounting hardware is included.
- Stainless steel draw type "snap latch" door fasteners.
- Door fasteners include a provision for padlocking.
- Enclosures are available with bonded polycarbonate viewing windows.
- Door is supported with a continuous stainless steel hinge.
- Captive oil resistant gasket provides a positive seal.
- Threaded brass inserts are provided for mounting feet to the rear of the enclosure.
- Stainless steel mounting brackets and hardware are provided for mounting to the rear of the enclosure.
- Operating temperatures between 130°C and -40°C (266°F to -40°F).
- Impact index of 6.78J (5 ft/lb).
- For corrosion resistance information, please refer to table in the **Technical Information section**.

Finish

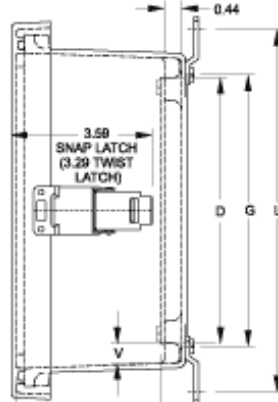
- Fiberglass polyester material has a gray finish.
- Optional inner panels are available in white powder coated finished steel or unfinished aluminum, or Fiberglass.

Accessories

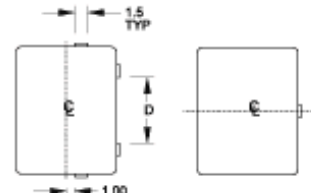
- PJ/PJU Replacement Hardware Kits
- Terminal Kit Assemblies
- Inner Panels



Front View



Side View



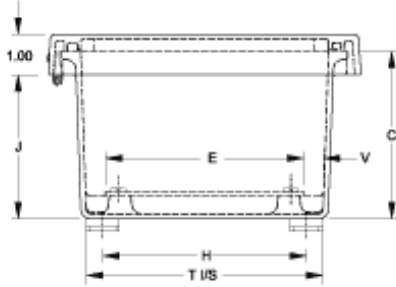
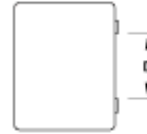
Latch Locations

For use on
18 x 16 x 8 D = 5.25
20 x 16 x 8 D = 9.25

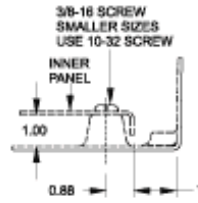
For use on
6 x 6 x 4 8 x 6 x 4
10 x 8 x 6
10 x 8 x 4

Thermal Index
130°C to -40°C (266°F to -40°F)

Impact Index
6.7BJ (5 ft/lb)

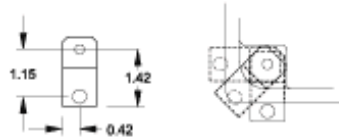


End View



Detail A

For use on
12 x 10 x 6 D = 6.75
14 x 12 x 6 D = 7.25
16 x 14 x 8 D = 7.25



Optional Mounting Feet Locations

Window Lift-Off Part No.	Window Hinged Part No.	Overall Dimensions			Panel Size				Center			
		A	B	C	D	E	F	G	H	J	S	Z
PJ664W	PJ664HW	6.10	6.10	4.18	4.88	4.88	5.26	5.01	5.01	3.52	4.25	4.25
PJ864W	PJ864HW	8.00	6.12	4.13	6.75	4.88	5.21	6.89	5.01	3.47	6.25	4.25
PJ1084W	PJ1084HW	10.13	8.26	4.13	8.75	6.88	3.68	8.89	7.01	3.47	8.25	6.25
PJ1086W	PJ1086HW	10.13	8.26	6.13	8.75	6.88	7.21	8.89	7.01	5.47	8.25	6.25
PJ12106W	PJ12106HW	12.13	10.26	6.13	10.75	8.88	7.21	10.89	9.01	5.47	10.25	8.25
PJ14126W	PJ14126HW	14.13	12.26	6.13	12.75	10.88	7.21	12.89	11.01	5.47	12.25	10.25
PJ16148W	PJ16148HW	16.27	14.40	8.13	14.75	12.88	9.21	14.89	13.01	7.47	14.25	12.25
PJ18168W	PJ18168HW	18.40	16.40	8.13	16.88	14.88	9.21	16.97	14.97	7.47	16.25	14.25
PJ20168W	PJ20168HW	20.00	16.00	8.13	18.44	14.44	9.21	18.54	14.54	7.47	17.81	13.81

Window Snap Latch Part No.	Window Twist Latch Part No.	Cover Dimensions				Opt. Panel				Window Dimensions Height	Ship Wt. Width (lbs)		
		L	T	K	M	U	W	R	V				
PJ664LW	PJ664TW	7.32	5.83	6.08	6.08	7.70	7.69	0.44	0.49	14R0505	4.25	4.25	4
PJ864LW	PJ864TW	9.19	5.85	6.11	7.98	9.60	7.71	0.44	0.50	14R0705	4.25	6.25	4
PJ1084LW	PJ1084TW	11.19	7.85	8.44	10.32	11.80	9.90	0.44	0.50	14R0907	8.369999999999999	6.5	6
PJ1086LW	PJ1086TW	11.19	7.85	8.44	10.32	11.80	9.90	0.44	0.50	14R0907	8.369999999999999	6.5	6
PJ12106LW	PJ12106TW	13.19	9.85	10.45	12.32	13.80	11.90	0.44	0.50	14R1109	10.37	8.5	8
PJ14126LW	PJ14126TW	15.19	11.85	12.45	14.32	15.70	13.85	0.44	0.50	14R1311	12.37	10.5	11
PJ16148LW	PJ16148TW	17.19	13.71	13.86	15.73	17.90	15.99	0.44	0.50	14R1513	13	11	12

Window Snap Latch Part No.	Window Twist Latch Part No.	Cover Dimensions								Opt. Panel Part No.	Window Dimensions		Ship Wt. Width (lbs)
		L	T	K	M	U	W	R	V		Height	Width	
PJ18168LW	PJ18168TW	19.28	15.72	15.86	17.86	20.00	18.00	0.44	0.50	P1868	14	12	17
PJ20168LW	PJ20168TW	20.84	15.31	15.43	19.43	21.60	17.59	0.44	0.52	P2068	15	11	19

Data subject to change without notice

© 2016. Hammond Manufacturing Ltd. All rights reserved.