







804 Series Fuse, TE, Time-Lag Fuse



Agency Approvals

Agency	Agency File Number	Ampere Range
	E242325	0.80A – 6.3A
	40029388	0.80A – 6.3A
	CQC10012048703	0.80A, 1.25A – 6.3A
	NBK060111-JP1021A NBK060111-JP1021B NBK060111-JP1021C	1A – 2.5A 3.15A – 5A 6.3A
	SU05024-10005 SU05024-10004 SU05024-10006	0.8A 1 – 2.5A 3.15 – 6.3A

Additional Information



Datasheet



Resources



Samples

Description

The 804 Series is a TE Universal Modular Fuse (UMF), TT time-lag type subminiature fuse designed for overcurrent protection. It is 250V rated and designed in accordance to IEC 60127-4.

Features

- Lead-free, Halogen-free and RoHS compliant.
- Reduced PCB space requirements
- Direct solderable or plug-in versions
- Low internal resistance
- Shock safe casing
- Vibration resistant
- Excellent surge tolerance due to high i^2t values






Applications

- Battery Charger
- Consumer Electronics
- Power Supplies
- Industrial Controllers

Electrical Characteristics

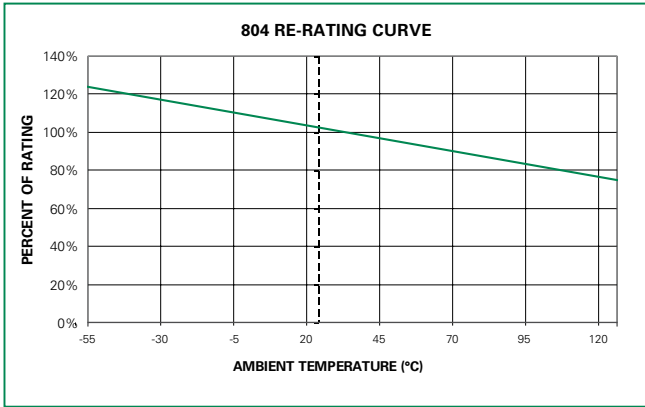
% of Ampere Rating	Opening Time
125%	3600 secs Minimum
200%	120 secs Maximum
1000%	100 milliseconds Minimum 1 secs Maximum

Electrical Characteristics

Amp Code	Ampere Rating	Rated Voltage	Interrupting Rating	Nominal Cold Resistance (Ohms)	Voltage Drop $1.0 \times I_N$ max [mV]	Power Dissipation $1.25 \times I_N$ max [mW]	Melting Integral $10 \times I_N$ max [A ² s]	Agency Approvals				
												
0800	0.80A	250V	150A @250VAC	0.1887	218	332	12.480	x	x	x	x	
1100	1.00A	250V		0.1166	171	324	20.000	x	x			x
1125	1.25A	250V		0.0816	151	352	30.00	x	x	x	x	x
1160	1.60A	250V		0.0569	135	464	51.00	x	x	x	x	x
1200	2.00A	250V		0.0458	183	486	88.00	x	x	x	x	x
1250	2.50A	250V		0.0349	118	675	137.50	x	x	x	x	x
1315	3.15A	250V		0.0228	163	818	212.94	x	x	x	x	x
1400	4.00A	250V		0.0174	128	945	368.00	x	x	x	x	x
1500	5.00A	250V		0.0138	98	1091	748.00	x	x	x	x	x
1630	6.30A	250V		0.0100	78	1125	1099.00	x	x	x	x	x

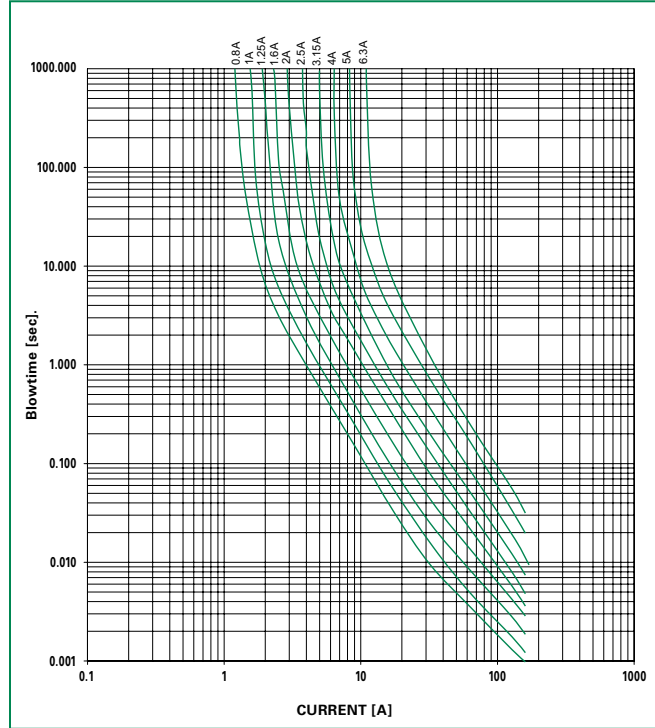
Note:
1. Resistance is measured at 10% of rated current, 25°C.

Temperature Re-rating Curve

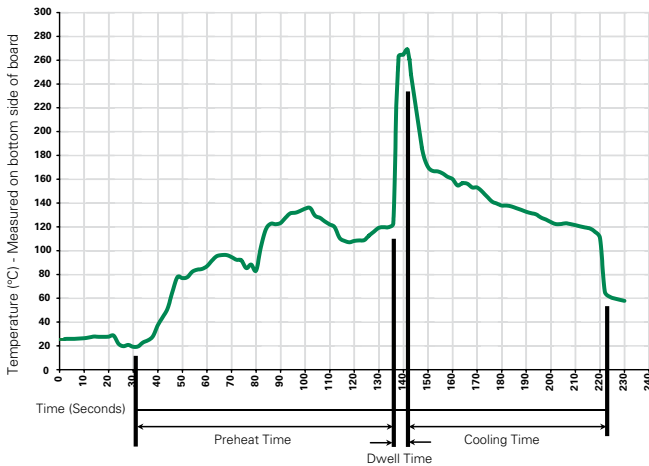


Note:
1. Rerating depicted in this curve is in addition to the standard derating of 25% for continuous operation.

Average Time Current Curves



Soldering Parameters - Wave Soldering



Recommended Process Parameters:

Wave Parameter	Lead-Free Recommendation
Preheat: (Depends on Flux Activation Temperature)	(Typical Industry Recommendation)
Temperature Minimum:	100°C
Temperature Maximum:	150°C
Preheat Time:	60-180 seconds
Solder Pot Temperature:	260°C Maximum
Solder Dwell Time:	2-5 seconds

Recommended Hand-Solder Parameters:

Solder Iron Temperature: 350°C +/- 5°C
Heating Time: 5 seconds max.

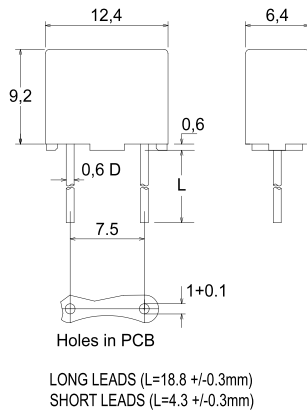
Note: These devices are not recommended for IR or Convection Reflow process.

Product Characteristics

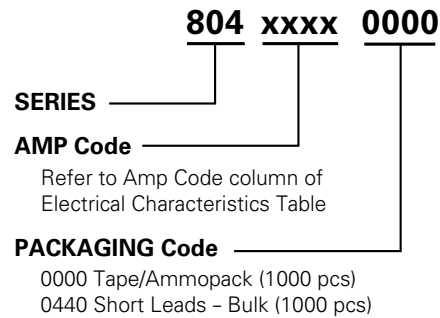
Materials	Base/Cap: Brown Thermoplastic Polyamide, UL 94V-0 Round Pins: Copper, Sn Plated
Lead Pull Strength	10 N (IEC 60068-2-21)
Solderability	260°C, ≤ 3s. (Wave) 350°C, ≤ 1s. (Soldering Iron)
Soldering Heat Resistance	260°C, 10s. (IEC 60068-2-20) 350°C, 3s. (Soldering Iron)

Operating Temperature	-40°C to +125°C (Consider re-rating)
Climatic Category	-40°C/+85°C/21 days (IEC 60068-1, -2-1, -2-2, -2-78)
Stock Conditions	+10°C to +60°C relative humidity 75% yearly average, without dew, maximum value for 30 days – 95%
Vibration Resistance	24 cycles at 15 min. each (IEC60028-2-6) 10 – 60Hz at 0.75mm amplitude 20 – 2000Hz at 10g acceleration

Dimensions



Part Numbering System



Packaging

Packaging Option	Packaging Specification	Quantity	Quantity & Packaging Code	Reel Size
804 Series				
Tape & Ammopack	N/A	1,000	0000	N/A
Short Leads	N/A	1,000	0440	N/A