


PCB terminal block - SPTAF 1/11-3,5-EL - 1862136

Please be informed that the data shown in this PDF Document is generated from our Online Catalog. Please find the complete data in the user's documentation. Our General Terms of Use for Downloads are valid (<http://phoenixcontact.com/download>)

PCB terminal block, Nominal current: 16 A, Nom. voltage: 160 V, Pitch: 3.5 mm, Number of positions: 11, Connection method: Push-in spring connection, Mounting: Wave soldering, Conductor/PCB connection direction: 45°, Color: green




The figure shows a 10-position version of the product

Why buy this product

- Time saving push-in connection, tools not required
- Defined contact force ensures that contact remains stable over the long term
- Finger-operated release button for very convenient operation
- Small component size for applications where space is at a premium
- Quick and convenient testing using integrated test option



Key Commercial Data

| | |
|--------------------------------------|---|
| Packing unit | 70 STK |
| Minimum order quantity | 70 STK |
| GTIN |  4 055626 135625 |
| GTIN | 4055626135625 |
| Weight per Piece (excluding packing) | 5.380 g |
| Custom tariff number | 85369010 |
| Country of origin | Germany |
| Note | Made to Order (non-returnable) |

Technical data

Dimensions

| | |
|-----------------------|----------|
| Length | 11 mm |
| Pitch | 3.5 mm |
| Dimension a | 35.00 mm |
| Width | 40.00 mm |
| Constructional height | 10.2 mm |

PCB terminal block - SPTAF 1/11-3,5-EL - 1862136

Technical data

Dimensions

| | |
|--------------------------|------------|
| Height | 12.8 mm |
| Length of the solder pin | 2.6 mm |
| Pin dimensions | 0,75 x 0,3 |
| Pin spacing | 5.00 mm |
| Hole diameter | 1.1 mm |

General

| | |
|--|---------------------|
| Insulating material group | I |
| Rated surge voltage (III/3) | 2.5 kV |
| Rated surge voltage (III/2) | 2.5 kV |
| Rated surge voltage (II/2) | 2.5 kV |
| Rated voltage (III/3) | 160 V |
| Rated voltage (III/2) | 160 V |
| Rated voltage (II/2) | 320 V |
| Connection in acc. with standard | EN-VDE |
| Nominal current I_N | 16 A |
| Nominal cross section | 1.5 mm ² |
| Maximum load current | 16 A |
| Insulating material | PA |
| Solder pin surface | Sn |
| Flammability rating according to UL 94 | V0 |
| Stripping length | 8 mm |
| Number of positions | 11 |

Connection data

| | |
|--|----------------------|
| Conductor cross section solid min. | 0.2 mm ² |
| Conductor cross section solid max. | 1.5 mm ² |
| Conductor cross section flexible min. | 0.2 mm ² |
| Conductor cross section flexible max. | 1.5 mm ² |
| Conductor cross section flexible, with ferrule without plastic sleeve min. | 0.25 mm ² |
| Conductor cross section flexible, with ferrule without plastic sleeve max. | 0.75 mm ² |
| Conductor cross section flexible, with ferrule with plastic sleeve min. | 0.25 mm ² |
| Conductor cross section flexible, with ferrule with plastic sleeve max. | 0.75 mm ² |
| Conductor cross section AWG min. | 24 |
| Conductor cross section AWG max. | 16 |

Standards and Regulations

| | |
|--|--------|
| Connection in acc. with standard | EN-VDE |
| Flammability rating according to UL 94 | V0 |

Environmental Product Compliance

| | |
|------------|---|
| China RoHS | Environmentally friendly use period: unlimited = EFUP-e |
|------------|---|

PCB terminal block - SPTAF 1/11-3,5-EL - 1862136

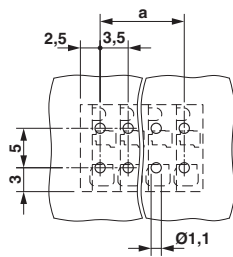
Technical data

Environmental Product Compliance

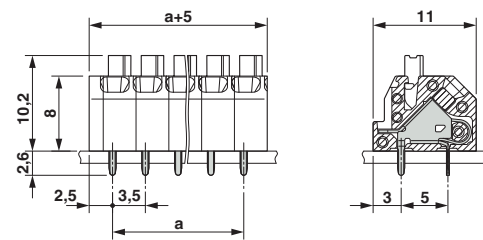
| | |
|--|--|
| | No hazardous substances above threshold values |
|--|--|

Drawings

Drilling diagram



Dimensional drawing



Approvals

Approvals

Approvals

cULus Recognized

Ex Approvals

Approval details

| | | | |
|--------------------------------|-------|---|-----------------|
| cULus Recognized | | http://database.ul.com/cgi-bin/XYV/template/LISEXT/1FRAME/index.htm | E60425-20061129 |
| | B | D | |
| mm ² /AWG/kcmil | 24-16 | 24-16 | |
| Nominal current I _N | 8 A | 8 A | |
| Nominal voltage U _N | 300 V | 300 V | |