



**marathon™**  
Special Products

Product Data Sheet

# EPBAP86

Power Distribution Block, Enclosed

## 760 Amps 600 Volts AC/DC

### Wire Range

- Line: (2) 500 kcmil - #4 AWG
- Load: (12) #4 - #14 AWG

### Electrical Ratings

- 760 Amps
- 600V per UL 1059 & CSA 22.2 No.158, class B & C requirements
- Short circuit current ratings (SCCR): See SCCR section below for specifications.
- CU7AL - 75°C connector terminal rating with copper or aluminum wire
- Touch protection: IP-20 (IEC 60529)
- Factory & Field Wiring

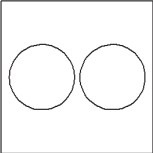
### Agency Compliance

- UL Listed, Investigated to UL 1953, File QPQS.E309401
- CSA - certified to C22.2 No. 158, File No. LR19766 (wire classes B & C only)
- CE compliant to IEC 60947-7-1 (Pending)

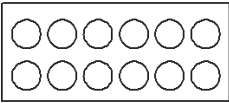
### Material Information

- Insulator base:
  - Thermoplastic
  - Flammability rating of insulator base UL94V0
  - Insulator base temperature rating: -40°C to 125°C (UL RTI)
- Connector: plated aluminum
- Terminal set screws: plated steel
- Connector mounting screws: plated steel
- RoHS compliant

## Termination Specifications

Line Side	Wire Size (CU Stranded)	Torque	Wires / Terminal	Wire Class (UL) <sup>1</sup>
	500 kcmil - 2 AWG	42.3 N·m (375 lbf·in)	1	B, C
	350 kcmil - 2 AWG	42.3 N·m (375 lbf·in)	1	B, C, G, H, I
	4 AWG	42.3 N·m (375 lbf·in)	1	B, C

- Aluminum stranded wire range: 3/0 - 6 AWG
- Wire strip length: 1-7/16 in. (36.5mm)
- IP-20 protection:
  - With break-away tab - 3/0-#14 AWG
  - Without break-away tab - 500 kcmil - 2/0 AWG
- Terminal screw drive: 3/8 inch hex

Load Side	Wire Size (CU Stranded)	Torque	Wires / Terminal	Wire Class (UL) <sup>1</sup>
	4	4 N·m (35 lbf·in)	1	B, C
	6 - 8	4 N·m (35 lbf·in)	1	B, C, G, H, I
	10	4 N·m (35 lbf·in)	1 - 2	B, C, I
	12 - 14	4 N·m (35 lbf·in)	1 - 2	I
			1 - 4	B, C

- Solid copper wire range: #10 - 14
- Aluminum wire range: #4 - #6 AWG
- Wire strip length:
  - top row: 1-3/16 in. (21mm)
  - bottom row: 1-1/4 in. (32mm)
- Terminal screw drive: 1/8 inch hex drive
- IP-20 protection: 4 - 14

<sup>1</sup> For information on copper stranded wire classes please reference:  
<http://www.marathonsp.com/CatalogPDFs/Flexible-Stranded-Wire.pdf>

## Short Circuit Current Ratings (SCCR)

- The suitable conductor ranges are limited to the table values only for achieving the SCCR in excess of the default rating of 10,000A.
- Other conductor combinations within the "Terminal Specifications" noted are suitable for achieving a SCCR of 10,000A (the default rating of terminal blocks).
- Enclosure size – Investigated with a minimum 16X12X6 enclosure. Use in smaller enclosures is subject to end use evaluation.

### SCCR With Fuses

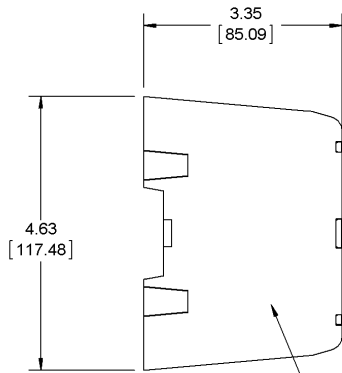
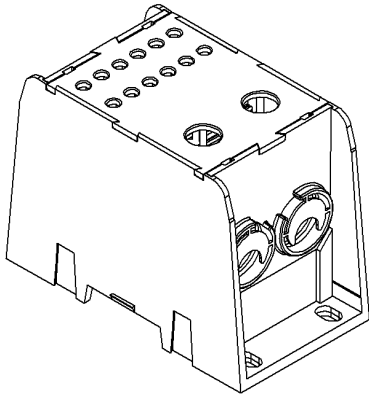
Wire Class	Suitable Conductors		Max Overcurrent Protection <b>Fuse</b> Required						SCCR RMS Sym. Amps 600V. Max
			Amp Rating / Class						
	Line	Load	J	T	RK1	RK5	G	CC	
B, C	500-4	4-10	350	350	200	100	60	30	100,000
G, H, I	350-4	6-10	350	350	200	100	60	30	100,000
(*)	500 - 6	4 - 14	None						10,000

\* Any wire class evaluated (see terminal specification section)

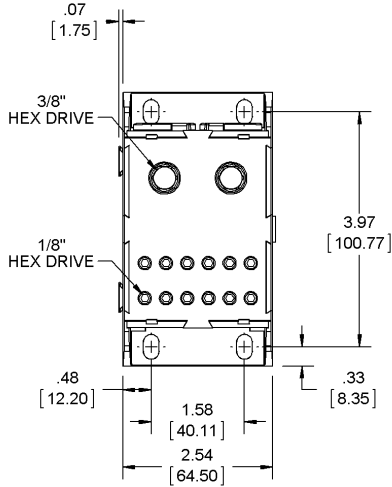
## Installation & Accessories

- Mounting (Panel) - For use with 1/4" (6 mm) fasteners.
- Terminal Allen wrench sizes:
  - Line side 3/8 inch hex drive
  - Load side 1/8 inch hex drive

**Drawing**



PRODUCT INFORMATION, INCLUDING SCCR RATINGS, ENGLISH & METRIC WIRE RANGES, APPROVED WIRE CLASSES AND APPROPRIATE TORQUE VALUES TO BE PROVIDED ON SIDES OF BLOCK.



STACK-UP DIMENSIONS  
(IF DOVETAIL IS USED FOR MULTI-LINES)

