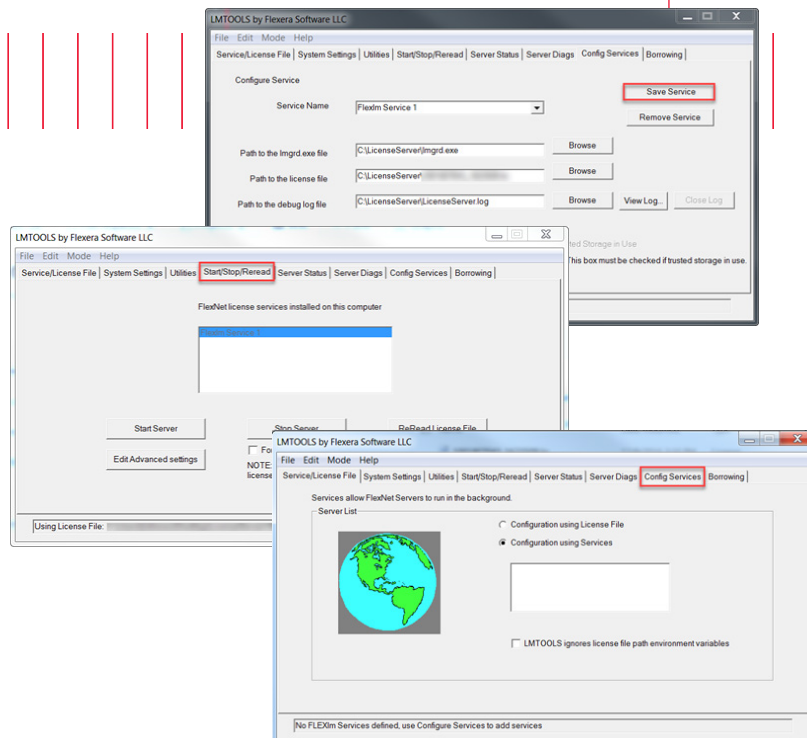


# Keysight Technologies

## Setting up a Floating Network License Server

Demo Guide



## Step-by-Step Instructions

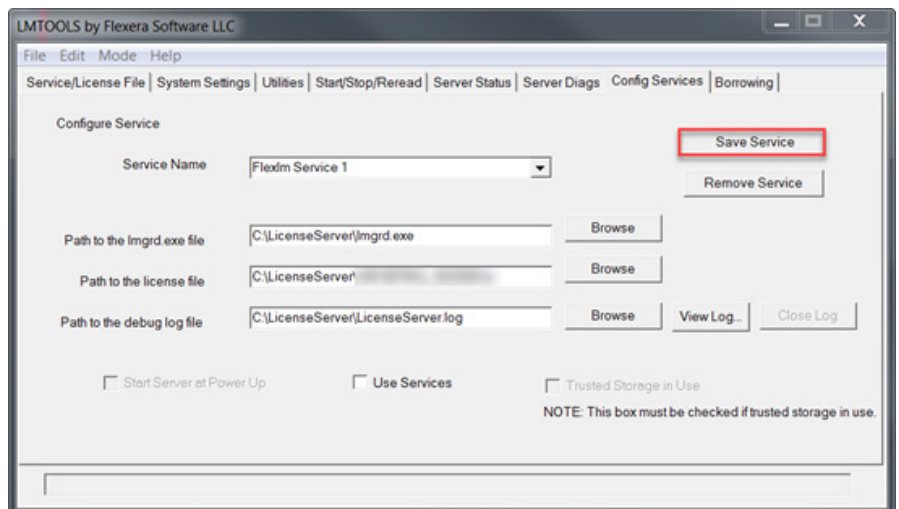
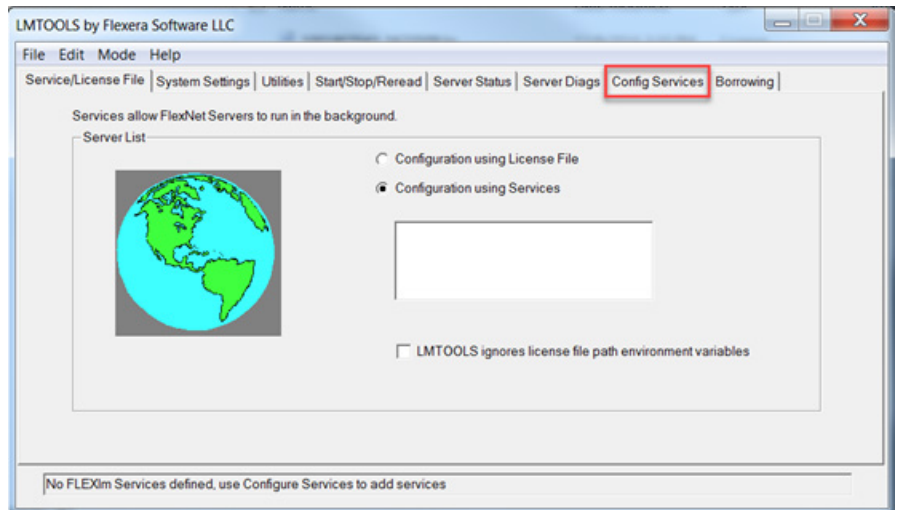
### Keysight License Server Setup

This server setup uses the FlexLM license service setup tools. It will setup two services to run on the local machine: ageilesofd and lmgrd.

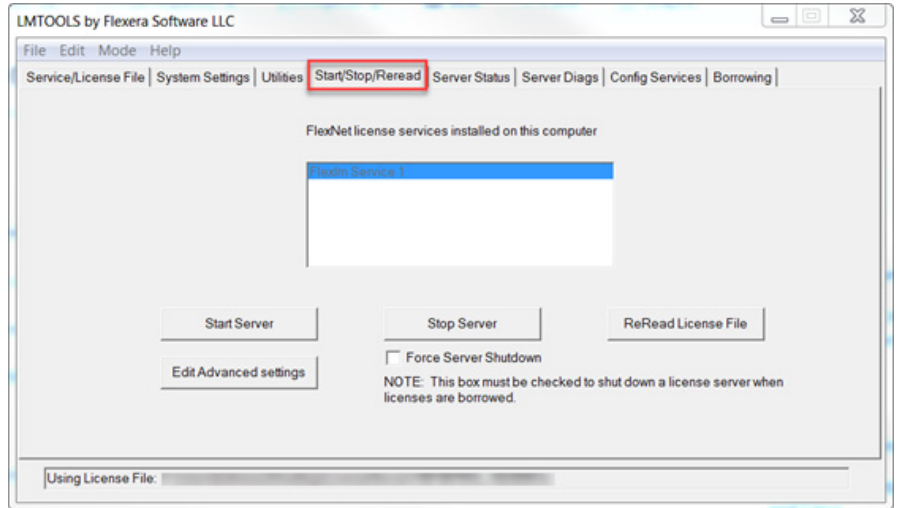
1. Download the Keysight FlexLM license service setup tools at [www.keysight.com/find/Keysight-network-server-software](http://www.keysight.com/find/Keysight-network-server-software)
2. Unzip **LicenseServer.zip** to the desired location on the desired license server machine. Make sure the desired location is a writable directory.
3. Run `lmtools.exe`.
4. Click **Config Services** to configure a new server.
5. Set the path for the `lmgrd.exe` file to point to the `lmgrd.exe` file in the `LicenseServer` directory.
6. Set the path for the license file to point to the `LicenseServer` directory. This is the directory when you put floating license files (with the `.lic` extension). If you have more than one license file, then you put all of them in this directory. These licenses use a host ID based upon a MAC address, which is different than node-locked licenses based on the PC Host ID.
7. Set the debug log file to point to the `LicenseServer.log` file in the `LicenseServer` directory. When complete, click **Save Service**.

Note that the Service Name can be changed, if needed.

If you don't select **Use Services** and **Start Server at Power Up**, then you will need to manually start the server (see next step) every time you restart this computer.

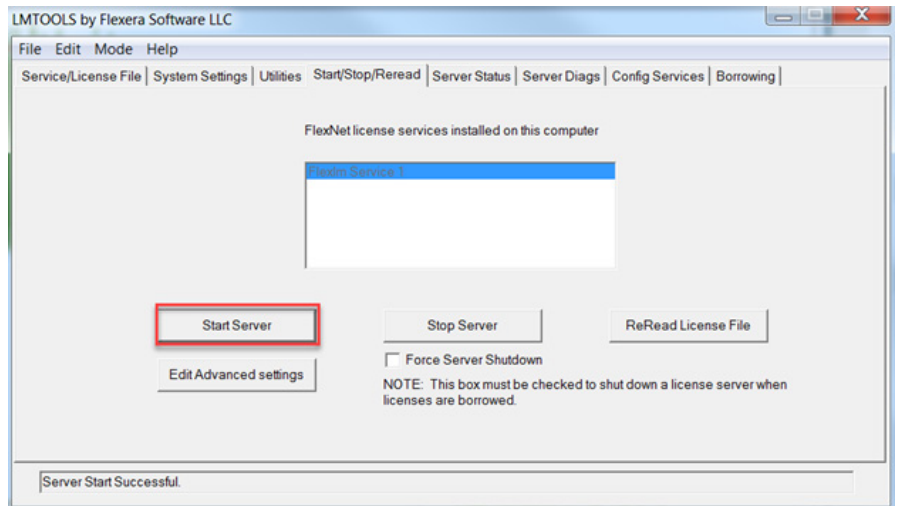


- 8. Change to the Start/Stop/Reread tab.



- 9. Select **Start Server** to initialize the license services. This is also where the server can be shutdown, using **Stop Server**.

You will see the message **Server Start Successful** once the server setup is complete.



- 10. The server status can be checked by viewing the log file or running the command from the LicenseServer directory:

```
lmutil lmstat -a -c localhost
```

## Client-Side Setup

In order to have access to network licenses, all clients must add an environment variable to point to the license server. You can set one of 3 environment variables, depending upon how many software products you have installed on a computer that use FlexLM licensing and how many license-server computers you have that can serve network licenses:

### A. KS9000\_LICENSE\_FILE

Use this environment variable to only direct a Keysight KS9000-based software product to a specified license-server computer.

### B. AGILEESOFD\_LICENSE\_FILE

Use this environment variable to direct any Keysight software product to a specified license-server computer.

### C. LM\_LICENSE\_FILE

Use this environment variable to direct a software product using FlexLM licensing to a specified license-server computer. This environment variable is the least preferred choice because it can affect many software products and may adversely affect an application's start-up time if it does not need a network license.

It is always preferable to use the environment variable with the least effect upon all software products on your computer (i.e. prefer `KS9000_LICENSE_FILE` over `AGILEESOFD_LICENSE_FILE` or `LM_LICENSE_FILE`).

You will need administrative permissions to set a system environment variable.

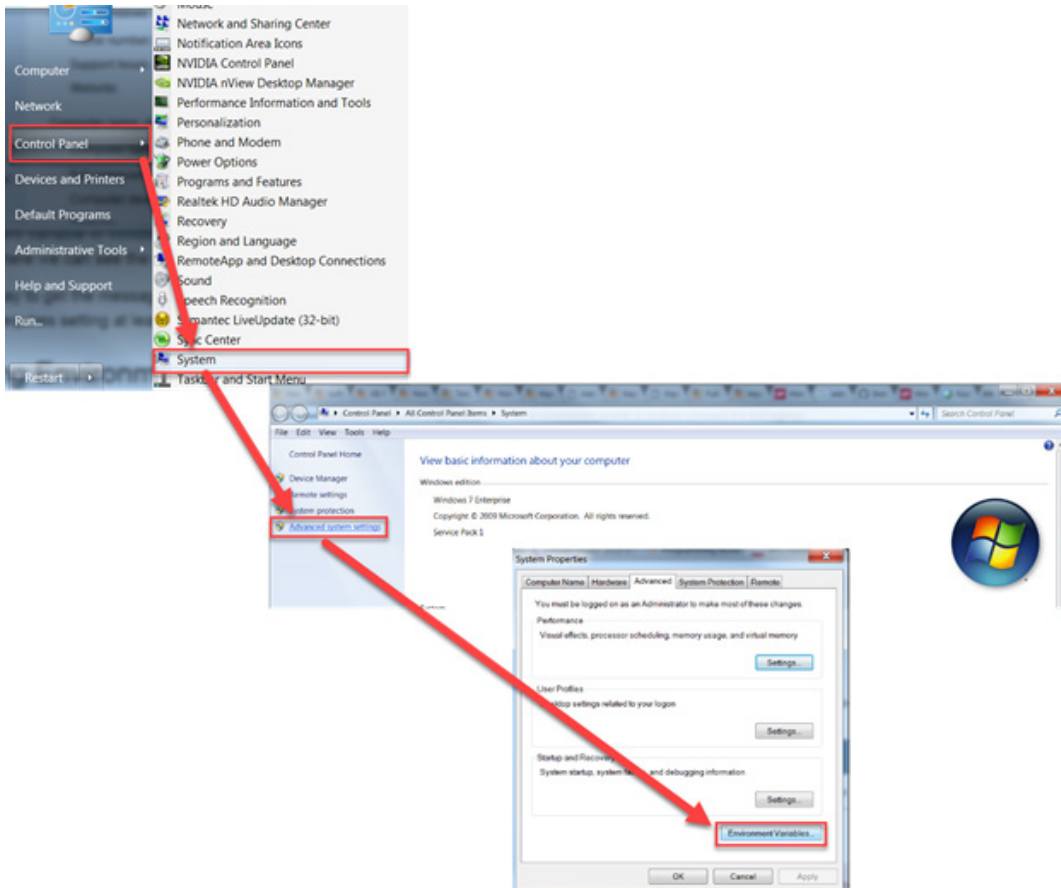
An Environment variable can be created through the command prompt using the command:

```
setx AGILEESOFD_LICENSE_FILE "@<ServerHostName>" /M
```

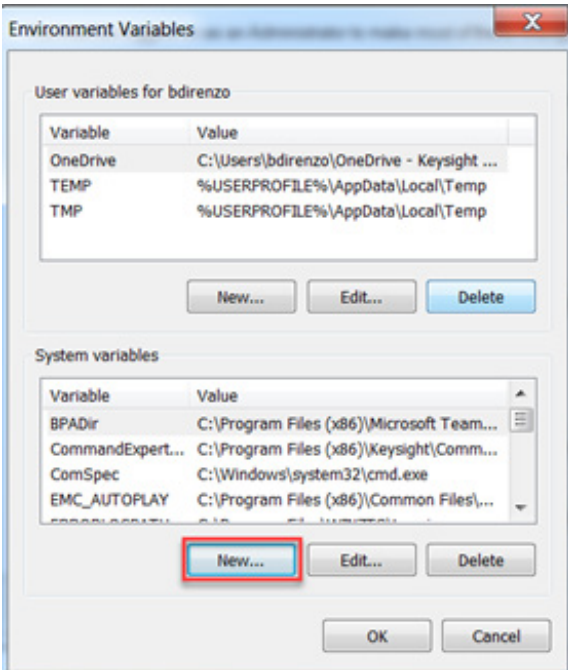
Note the "@" prefix to the server host name.

Alternately, this can be done manually through the Control Panel:

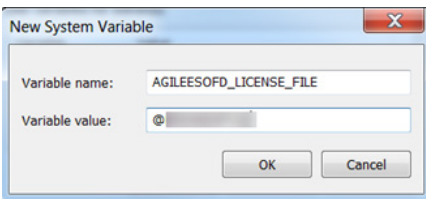
1. To create a new environment variable, navigate to: Control Panel -> System -> Advanced System Settings -> Environment Variables:



2. Select **New** under System variables:



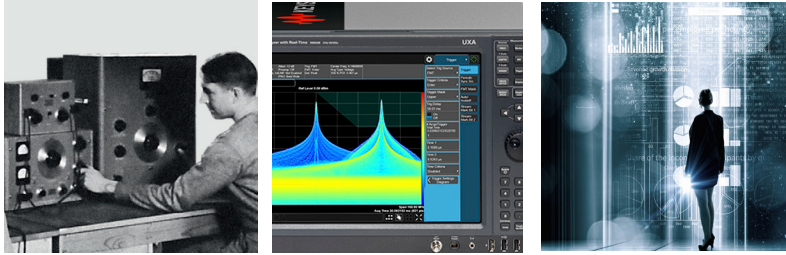
3. Set Variable name: `AGILEESOFD_LICENSE_FILE`
4. Set Variable value: `@<ServerHostName>`  
Note the "@" prefix to the hostname.



5. Server setup complete.

## Evolving

Our unique combination of hardware, software, support, and people can help you reach your next breakthrough. **We are unlocking the future of technology.**



From Hewlett-Packard to Agilent to Keysight

### myKeysight

myKeysight  
[www.keysight.com/find/mykeysight](http://www.keysight.com/find/mykeysight)

A personalized view into the information most relevant to you.

#### Keysight Infoline

### Keysight Infoline

[www.keysight.com/find/Infoline](http://www.keysight.com/find/Infoline)

Keysight's insight to best in class information management. Free access to your Keysight equipment company reports and e-library.

### KEYSIGHT SERVICES

Keysight Services  
[www.keysight.com/find/service](http://www.keysight.com/find/service)

Our deep offering in design, test, and measurement services deploys an industry-leading array of people, processes, and tools. The result? We help you implement new technologies and engineer improved processes that lower costs.



#### Three-Year Warranty

[www.keysight.com/find/ThreeYearWarranty](http://www.keysight.com/find/ThreeYearWarranty)

Keysight's committed to superior product quality and lower total cost of ownership. Keysight is the only test and measurement company with three-year warranty standard on all instruments, worldwide. And, we provide a one-year warranty on many accessories, calibration devices, systems and custom products.



#### Keysight Assurance Plans

[www.keysight.com/find/AssurancePlans](http://www.keysight.com/find/AssurancePlans)

Up to ten years of protection and no budgetary surprises to ensure your instruments are operating to specification, so you can rely on accurate measurements.

#### Keysight Channel Partners

[www.keysight.com/find/channelpartners](http://www.keysight.com/find/channelpartners)

Get the best of both worlds: Keysight's measurement expertise and product breadth, combined with channel partner convenience.

For more information on Keysight Technologies' products, applications or services, please contact your local Keysight office. The complete list is available at: [www.keysight.com/find/contactus](http://www.keysight.com/find/contactus)

#### Americas

Canada	(877) 894 4414
Brazil	55 11 3351 7010
Mexico	001 800 254 2440
United States	(800) 829 4444

#### Asia Pacific

Australia	1 800 629 485
China	800 810 0189
Hong Kong	800 938 693
India	1 800 11 2626
Japan	0120 (421) 345
Korea	080 769 0800
Malaysia	1 800 888 848
Singapore	1 800 375 8100
Taiwan	0800 047 866
Other AP Countries	(65) 6375 8100

#### Europe & Middle East

Austria	0800 001122
Belgium	0800 58580
Finland	0800 523252
France	0805 980333
Germany	0800 6270999
Ireland	1800 832700
Israel	1 809 343051
Italy	800 599100
Luxembourg	+32 800 58580
Netherlands	0800 0233200
Russia	8800 5009286
Spain	800 000154
Sweden	0200 882255
Switzerland	0800 805353
	Opt. 1 (DE)
	Opt. 2 (FR)
	Opt. 3 (IT)
United Kingdom	0800 0260637

For other unlisted countries:  
[www.keysight.com/find/contactus](http://www.keysight.com/find/contactus)  
 (BP-2-23-17)



[www.keysight.com/go/quality](http://www.keysight.com/go/quality)  
 Keysight Technologies, Inc.  
 DEKRA Certified ISO 9001:2015  
 Quality Management System