


Schottky Barrier Rectifier

**RoHS
Compliant**



Features

- Metal of silicon rectifier, majority carrier conduction
- Trench schottky technology
- Low power loss, high efficiency
- High current capability, low VF
- High surge capacity
- Plastic package has UL flammability classification 94V-0
- For use in low voltage, high frequency inverters, free wheeling, switching power supplies, DC-DC converter, and polarity protection applications

Mechanical Data

Case	: TO-220AB
Polarity	: As marked on the body
Weight	: 0.08ounces, 2.24 grams
Mounting position	: Any

Maximum Ratings And Electrical Characteristics

Rating at 25°C ambient temperature unless otherwise specified.
Single phase, half wave, 60Hz, resistive or inductive load.
For capacitive load, derate current by 20%

Characteristic	Symbol	Values	Unit		
Maximum Ratings (TA = 25 °C unless otherwise noted)					
Maximum Recurrent Peak Reverse Voltage	VRRM	150	V		
Maximum RMS Voltage	VRMS	106			
Maximum DC Blocking Voltage	VDC	150			
Maximum Average Forward Rectified Current (See Fig.1)	I(AV)	20	A		
Maximum Average Forward Rectified Current (Per Leg)		10			
Peak Forward Surge Current 8.3ms Single Half Sine-Wave Super Imposed on Rated Load	IFSM	170			
Peak repetitive reverse current at tp = 2µs, 1kHz	IRRM	1			
Operating Temperature Range	TJ	-55 to +150		°C	
Storage Temperature Range	TSTG	-55 to +175			
Electrical Characteristics (TA = 25 °C unless otherwise noted)					
Parameter / Conditions	Symbol	Typ	Max	Unit	
Breakdown voltage per diode	VBR	150 (minimun)	-	V	
Forward Voltage (Note1)	VF	IF=5A @TJ=25°C	0.67		0.72
		IF=5A @TJ=125°C	0.54		0.58
		IF=10A @TJ=25°C	0.9		1
		IF=10A @TJ=125°C	0.62		0.68
Maximum DC Reverse Current at Rated DC Bolcking Voltage	IR	@TJ=25°C	45	µA	
		@TJ=125°C	20	mA	

Schottky Barrier Rectifier

Parameter / Conditions	Symbol	Values	Unit
Typical Junction Capacitance (Note 2)	C _J	394	pF
Thermal Characteristics (T_A = 25 °C unless otherwise noted)			
Parameter	Symbol	Values	Unit
Thermal Resistance Per Diode (Note3)	R _{θJC}	3	°C/W

Notes:

1. 300µs pulse width, 2% duty cycle.
2. Measured at 1MHz and applied reverse voltage of 5V DC.
3. Thermal resistance junction to case.

Rating and Characteristic Curves

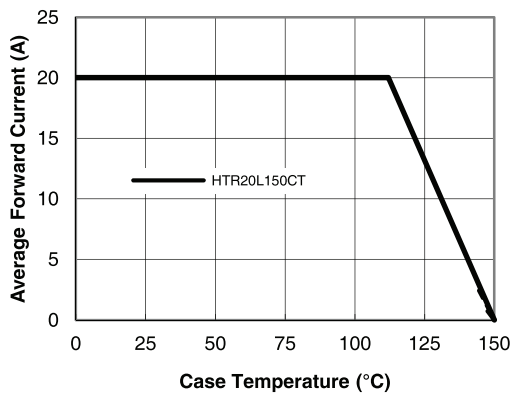


Figure 1. Forward Current Derating Curve

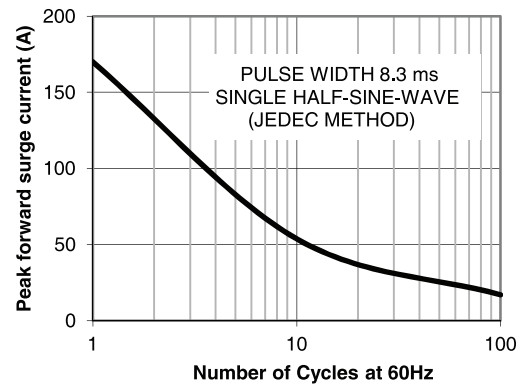


Figure 2. Maximum NON-Repetitive

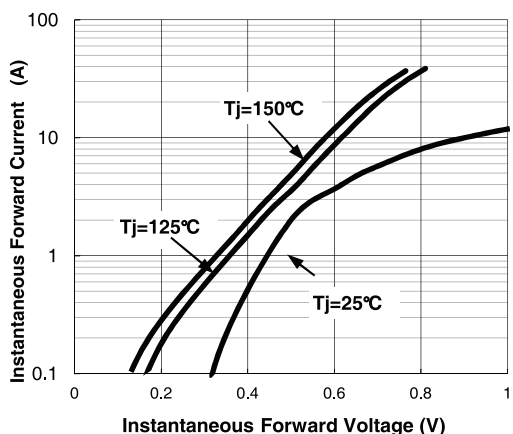


Figure 3. Typical Instantaneous Forward Characteristics Per Leg

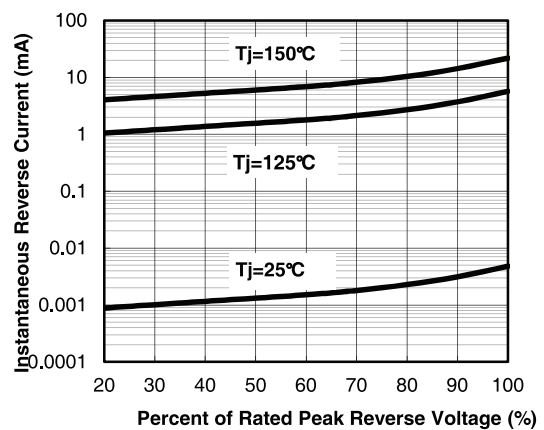


Figure 4. Typical Reverse Characteristics

Schottky Barrier Rectifier

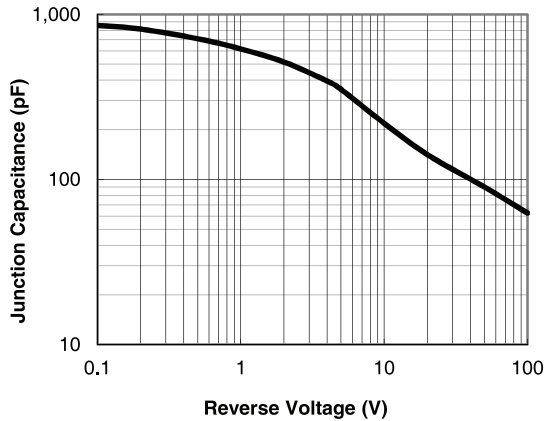


Figure 5. Typical Junction Capacitance

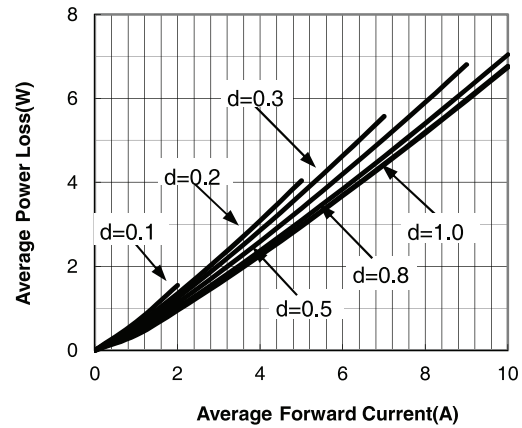
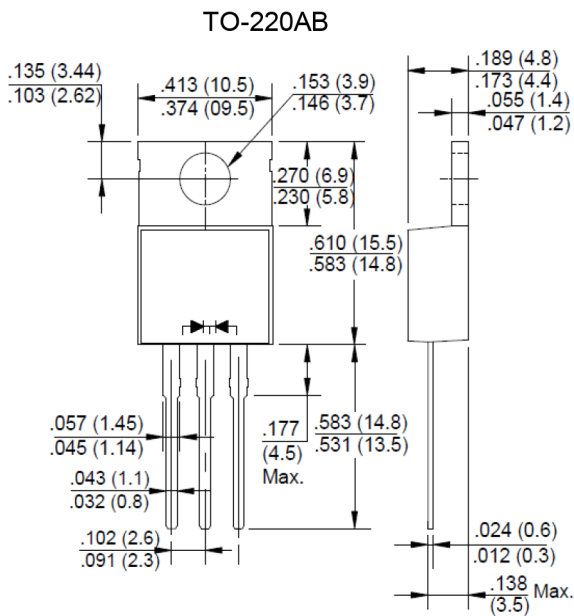


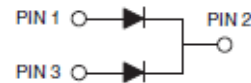
Figure 6. Forward Power Loss Characteristics

Dimension:



Dimensions : Inches (Millimetres)

Pin Configuration



Part Number Table

Description	Part Number
Schottky Barrier Rectifier	HTR20L150CT

Important Notice : This data sheet and its contents (the "Information") belong to the members of the Premier Farnell group of companies (the "Group") or are licensed to it. No licence is granted for the use of it other than for information purposes in connection with the products to which it relates. No licence of any intellectual property rights is granted. The Information is subject to change without notice and replaces all data sheets previously supplied. The Information supplied is believed to be accurate but the Group assumes no responsibility for its accuracy or completeness, any error in or omission from it or for any use made of it. Users of this data sheet should check for themselves the Information and the suitability of the products for their purpose and not make any assumptions based on information included or omitted. Liability for loss or damage resulting from any reliance on the Information or use of it (including liability resulting from negligence or where the Group was aware of the possibility of such loss or damage arising) is excluded. This will not operate to limit or restrict the Group's liability for death or personal injury resulting from its negligence. Multicomp is the registered trademark of the Group. © Premier Farnell Limited 2016.