


Based Mounted Shunts

828 Series



Model 828 is a compact shunt of commercial quality and is designed for chassis mounting in electronic equipment.

Model 828-92N

Specification

| | | | |
|----------------------------|--|---------------------------------|---|
| Accuracy class: | 1.0 When calibrated together with an indicator, the overall system accuracy is within the instrument class. | Temperature Coefficient: | 0.002% per °C overall. |
| Ratings: | 100mA to 10A | Ambient temperature: | Calibrated for 20°C, they can be used in an ambient range of -20°C to +60°C |
| Outputs: | Standard output is 75mV 50, 60, 100 or 150mV are available on request | Temperature rise: | When mounted as recommended in freely circulating air, the temperature rise should not exceed 90°C at 75mV. |
| Overload withstand: | 1.2 x rated current continuously 10 x rated current for 5 seconds at 75mV | | |

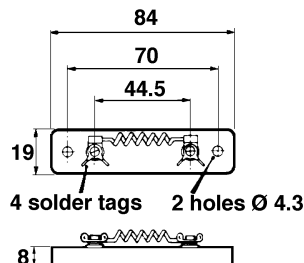
Installation

Shunts can be mounted horizontally or vertically. For maximum heat dissipation, mount horizontally with the element in free air and ensure that the equipment housing permits adequate ventilation.

Warning


Shunts are uninsulated and protection against accidental contact may be necessary in order to comply with Health & Safety regulations.

Dimensions



Based Mounted Shunts

829 Series



Model 829-92M

Model 829 provides an alternative to the 880 series at ratings below 100A. Its black moulded base gives the additional mechanical strength required for many applications as well as providing a means of mounting.

It is equally suitable for laboratory work or for use as a component in electronic equipment.

Specification

| | |
|---|---|
| <p>Accuracy class: 0.5 0.2 available on request When calibrated together with an indicator, the overall system accuracy is within the instrument class.</p> <p>Ratings: 1 to 100 amps Standard output is 75mV 50, 60, 100 or 150mV available on request</p> | <p>Overload Withstand: 1.2 x rated current continuously 10 x rated current for 5 seconds at 75mV</p> <p>Ambient Temperature: Calibrated for 20°C, they can be used in an ambient range of -20°C to +60°C.</p> <p>Temperature rise: When mounted as recommended in freely circulating air, the temperature rise should not exceed 90°C at 75mV.</p> |
|---|---|

Construction

The manganin resistance element is silver soldered into conservatively rated brass end blocks. These are mounted on to an insulating, moulded base, drilled to provide fixing holes.

The current terminals are substantial M8 studs fitted with locknuts and washers. Connection of the potential leads is made by M5 slotted hexagon screws.

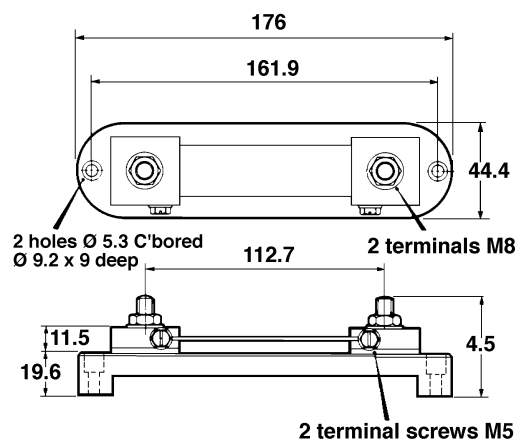
Installation

Shunts can be mounted horizontally or vertically. For maximum heat dissipation, mount horizontally with the element in free air and ensure that the equipment housing permits adequate ventilation.

Warning


Shunts are uninsulated and protection against accidental contact may be necessary in order to comply with Health & Safety regulations.

Dimensions



Features

- >>
- >>
- >>



This base mounted shunt provides an alternative to the panel meter series at ratings below 500A. Its black moulded base gives the additional mechanical strength required for many applications as well as providing a means of mounting. It is equally suitable for laboratory work for use as a component in electronic equipment.

1-500A
 0.25%
 50mV (or) 100mV
 Refer to Factory for other outputs

0.002% per °C overall

Shunts can be mounted horizontally or vertically. For maximum heat dissipation, mount horizontally with the element in free air and ensure that the equipment housing permits adequate ventilation.

The manganin resistance element is hard soldered into conservatively rated brass end blocks. These are mounted on to an insulating, moulded base, drilled to provide fixing holes.

Shunts are not fully insulated and protection against accidental contact may be necessary in order to comply with Health and Safety regulations.

| CATALOG No | AMP | A | | B | | CATALOG No | AMP | A | | B | |
|------------|-----|-------|------|-------|-----|------------|-----|-------|------|-------|-----|
| | | mm | in | mm | in | | | mm | in | mm | in |
| FN-1.50* | 1 | 35.05 | 1.38 | 12.7 | 1/2 | FN-1.100 | 1 | 35.05 | 1.38 | 12.7 | 1/2 |
| FN-2.50* | 2 | 35.05 | 1.38 | 12.7 | 1/2 | FN-2.100 | 2 | 35.05 | 1.38 | 12.7 | 1/2 |
| FN-5.50* | 5 | 35.05 | 1.38 | 12.7 | 1/2 | FN-5.100 | 5 | 35.05 | 1.38 | 12.7 | 1/2 |
| FN-10.50* | 10 | 35.05 | 1.38 | 12.7 | 1/2 | FN-10.100 | 10 | 35.05 | 1.38 | 12.7 | 1/2 |
| FN-20.50 | 20 | 35.05 | 1.38 | 12.7 | 1/2 | FN-15.100 | 15 | 35.05 | 1.38 | 12.7 | 1/2 |
| FN-50.50 | 50 | 35.05 | 1.38 | 12.7 | 1/2 | FN-20.100 | 20 | 35.05 | 1.38 | 12.7 | 1/2 |
| FN-100.50 | 100 | 35.05 | 1.38 | 12.7 | 1/2 | FN-25.100 | 25 | 35.05 | 1.38 | 12.7 | 1/2 |
| FN-150.50 | 150 | 35.05 | 1.38 | 12.7 | 1/2 | FN-50.100 | 50 | 35.05 | 1.38 | 12.7 | 1/2 |
| FN-200.50 | 200 | 35.05 | 1.38 | 12.7 | 1/2 | FN-75.100 | 75 | 35.05 | 1.38 | 12.7 | 1/2 |
| FN-250.50 | 250 | 41.40 | 1.63 | 19.05 | 3/4 | FN-100.100 | 100 | 35.05 | 1.38 | 12.7 | 1/2 |
| FN-300.50 | 300 | 41.40 | 1.63 | 19.05 | 3/4 | FN-200.100 | 200 | 35.05 | 1.38 | 12.7 | 1/2 |
| FN-400.50 | 400 | 41.40 | 1.63 | 19.05 | 3/4 | FN-300.100 | 300 | 41.40 | 1.63 | 19.07 | 3/4 |
| FN-500.50 | 500 | 41.40 | 1.63 | 19.05 | 3/4 | FN-500.100 | 500 | 41.40 | 1.63 | 19.07 | 3/4 |

