

XLR MIC Connector

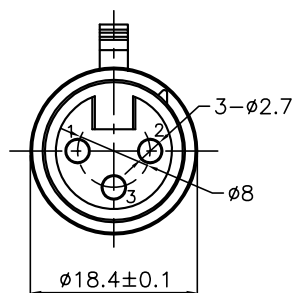
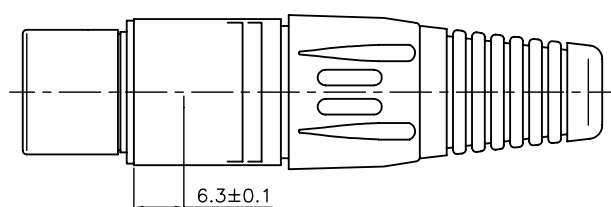
pro-SIGNAL



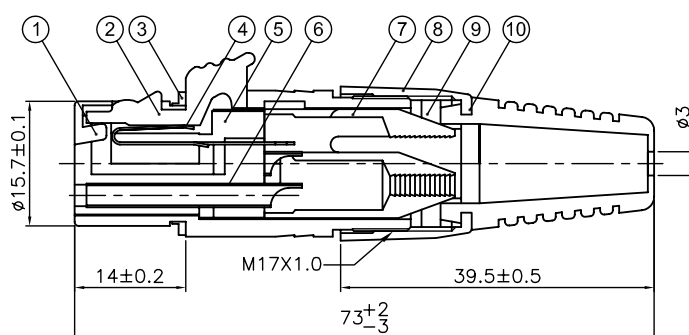
Electrical Specifications

Contact Resistance	: 3mΩ max.
Insulator Resistance	: 5,000MΩ min.
Current Rating	: 3P/15A
Withstand Voltage	: 1,500V AC

Diagram



Dimensions : Millimetres



No.	Description	Material	Finish	Qty.
1	Die-Cast Shell	ZZnAL4-0	Nickel/Black	1
2	Push Button	ZZnAL4-1	Nickel	1
3	Seal	Rubber	Black	1
4	Latch	Stainless Steel	Tin	1
5	Insulator	PA	Black	1
6	Female Pin	Phosphor Bronze	Gold	3
7	Chuck	POM	White	1
8	Cap	PA	Black	1
9	T-Ring	POM	-	1
10	Boot	PVC	Black	1

Part Number Table

Description	Part Number
Connectors, 3P XLR Female MIC Connector	PS000016

Important Notice : This data sheet and its contents (the "Information") belong to the members of the Premier Farnell group of companies (the "Group") or are licensed to it. No licence is granted for the use of it other than for information purposes in connection with the products to which it relates. No licence of any intellectual property rights is granted. The Information is subject to change without notice and replaces all data sheets previously supplied. The Information supplied is believed to be accurate but the Group assumes no responsibility for its accuracy or completeness, any error in or omission from it or for any use made of it. Users of this data sheet should check for themselves the Information and the suitability of the products for their purpose and not make any assumptions based on information included or omitted. Liability for loss or damage resulting from any reliance on the Information or use of it (including liability resulting from negligence or where the Group was aware of the possibility of such loss or damage arising) is excluded. This will not operate to limit or restrict the Group's liability for death or personal injury resulting from its negligence. pro-SIGNAL is the registered trademark of the Group. © Premier Farnell Limited 2016.

www.element14.com
www.farnell.com
www.newark.com
www.cpc.co.uk

pro-SIGNAL