



IDEALPOWER

experts in power conversion

SPECIFICATION FOR APPROVAL

CUSTOMER: _____

DESCRIPTION: I.T.E. POWER SUPPLY REV: (A0)

MODEL NO: HK-AB-060A300-D56 PART NO: HKSC-160873

DESIGNED NO: 160873-0820 DATE: AUG.20th.2016

CUSTOMER APPROVED SIGNATURES			VENDOR APPROVED SIGNATURES		
					

Ideal Power, 14 Larks Way, Tree Beech Enterprise Park, Gunn, Barnstaple, Devon, England EX32 7NZ

Web: www.idealpower.co.uk email: sales@idealpower.co.uk TEL +44 (0) 845 2603400 Fax +44 (0) 845 2603401



SPECIFICATION CHANGE HISTORY

CUSTOMER		Ideal Power	PART NO	HKSC-160873
MODEL NO		HK-AB-060A300-D56	REV	(A0)
REV	DATE	DESCRIPTION		REMARKS
A0	16.08.20	新發行承認書.		卞靜
SAFETY APPROVAL:		ENGINEER APPROVAL:		
		ELECTRICAL	STRUCTURAL	
		張偉松	歐陽建瓊	王霖鵬

MODEL NO. :	HK-AB-060A300-D56	PAGE NO. :	1 OF 9
PART NO. :	HKSC-160873	ISSUED DATE:	2016.08.20
DESCRIPTION :	I.T.E. POWER SUPPLY	REV:	(A0)

CONTENTS

1. INTRODUCTION
2. INPUT REQUIREMENTS
3. OUTPUT REQUIREMENTS
4. EFFICIENCY
5. LINE REGULATION
6. HOLD UP TIME
7. TURN ON TIME
8. TEMPERATURE COEFFICIENT
9. DIELECTRIC STRENGTH (Hi-Pot) TEST
10. INSULATION RESISTANCE
11. PROTECTION
12. ENVIRONMENTAL CONDITIONS
13. EMI/ EMC
14. RELIABILITY AND QUALITY CONTROL
15. SAFETY
16. OVERALL DRAWING
17. PACKING
18. MARKING
19. TEST REPORT

MODEL NO. :	HK-AB-060A300-D56	PAGE NO. :	2 OF 9
PART NO. :	HKSC-160873	ISSUED DATE:	2016.08.20
DESCRIPTION :	I.T.E. POWER SUPPLY	REV:	(A0)

1.0 INTRODUCTION

This document specifies a switching power supply with a output of +6V, and electronic process. The switching power supply will provide power for technology equipments including electrical business equipment. The adaptor meets the requirement of lead free and RoHS.

2.0 INPUT REQUIREMENTS

2.1 Input Voltage Range: 100(-10%)VAC to 240(+10%)VAC

2.2 Input Frequency Range: 47 Hz to 63 Hz

2.3 Input Power Consumption at no-load : 0.1W Max

2.4 Input In-rush Current: 50A Max

2.5 Input Current: 0.8A Max

3.0 OUTPUT REQUIREMENTS

3.1 Output Voltage: +6V

3.2 Output Regulation: 5.7-6.3V

3.3 Output Load Range: 0-3.0A

3.4 Output Ripple & Noise: 240mV Max @20MHz bandwidth with
10UF/50V capacitance and 104/50V ceramic capacitor.

4.0 EFFICIENCY: 85.00% @ average of 25/50/75/100% loads 115V&230VAC input

5.0 LINE REGULATION: ±2% maximum

6.0 HOLD UP TIME: 10ms Min at 110VAC full load.

7.0 TURN ON TIME: 2S Max at 110VAC full load.

MODEL NO. :	HK-AB-060A300-D56	PAGE NO. :	3 OF 9
PART NO. :	HKSC-160873	ISSUED DATE:	2016.08.20
DESCRIPTION :	I.T.E. POWER SUPPLY	REV:	(A0)

8.0 TEMPERATURE COEFFICIENT: 0.05%/°C

9.0 DIELECTRIC STRENGTH (Hi-Pot) TEST

9.1 Primary to Secondary :AC 3000 Vrms ,4mA,1minute for type test,
 2 second for production test.

10.0 INSULATION RESISTANCE

Primary to secondary: 50M OHM to 500VDC.

11.0 PROTECTION

11.1 Input Protection

The switching power supply has a 2 Amps inner current fuse to protect itself.

11.2 Output Protection

11.2.1 Output Current:

Overload conditions shall decrease the output voltage. Removal of an
 outputoverload shall provide automatic recovery for the output voltage.

11.2.2 Short Circuit Protection: Auto Recovery.

MODEL NO. :	HK-AB-060A300-D56	PAGE NO. :	4 OF 9
PART NO. :	HKSC-160873	ISSUED DATE:	2016.08.20
DESCRIPTION :	I.T.E. POWER SUPPLY	REV:	(A0)

12.0 ENVIRONMENTAL CONDITIONS

The switching power supply can withstand the following environmental conditions:

12.1 Storage Temperature: -20°C ~ +70 °C

Relative Humidity: 10% ~ 95%

12.2 Operation Temperature: 0°C ~ 40°C

Relative Humidity: 10% ~ 95%

13.0 EMI / EMC

The switching power supply has approved by the following standards:

FCC PART 15 Class B FCC PART 15 Class B; IC ICES-003
 J55022(H22) GB17625.1-2012; GB 9254-2008
 AS/NZS CISPR 22:2009+A1:2010; AS/NZS CISPR 24:2013
 EN55022:2010/AC:2011 IEC61000-4-4:2012
 EN61000-3-2:2014 IEC61000-4-5:2014
 EN61000-3-3:2013 IEC61000-4-6:2013
 EN55024:2010 IEC61000-4-8:2009
 IEC61000-4-2:2008 IEC61000-4-11:2004
 IEC61000-4-3:2006/A1:2007/A2:2010

14.0 RELIABILITY AND QUALITY CONTROL

14.1 Burn-in

The burn-in test will be performed at least 2 hours at 40 centigrade degrees under full load condition.

14.2 MTBF

When the operation is complying with this specification, the switching power supply's MTBF will be 50,000 hours at 25 centigrade degrees.

15.0 SAFETY

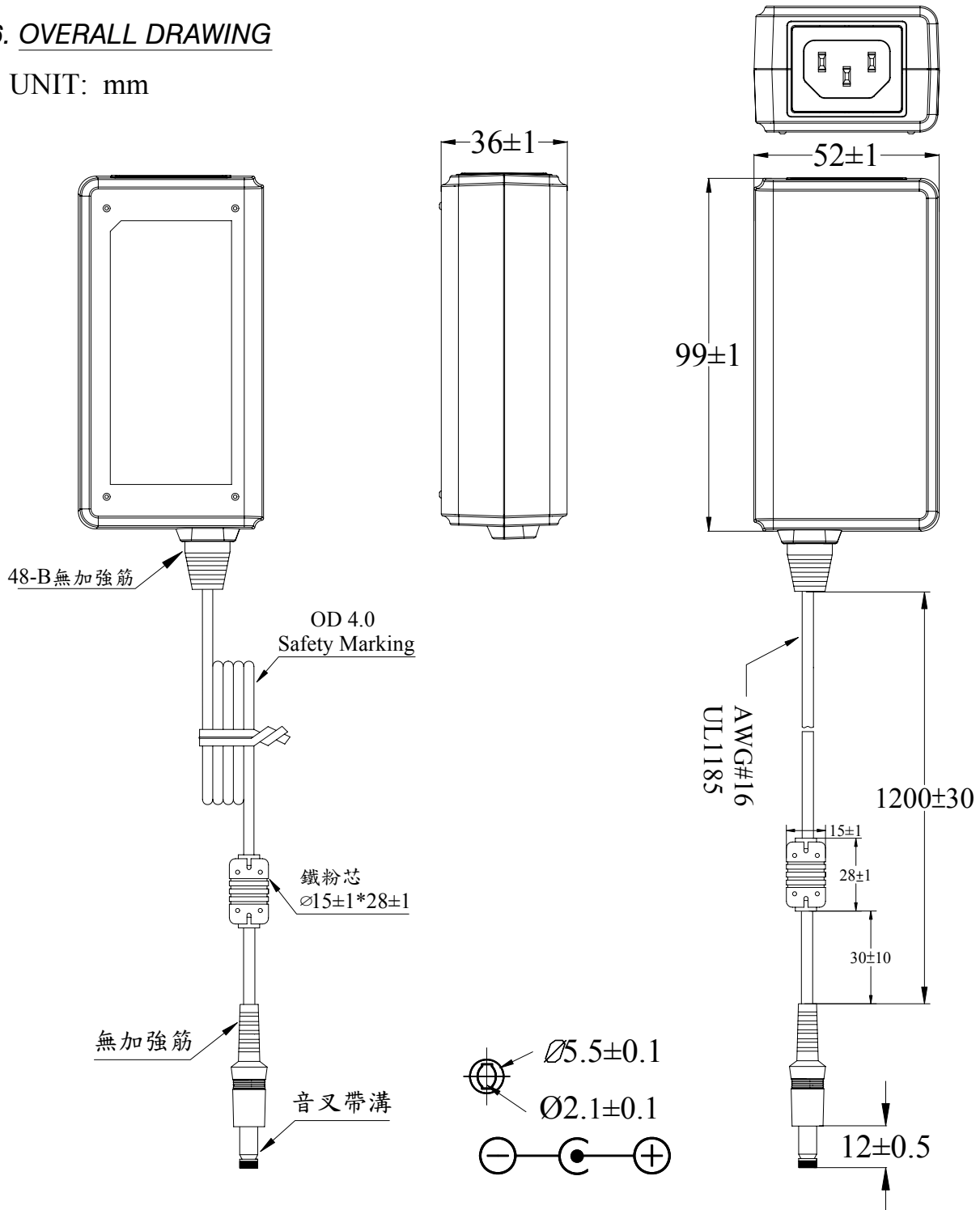
The switching power supply has approved by the following safety standards:

UL 60950-1, 2nd Edition, 2014-10-14 CSA C22.2 NO.60950-1-07, 2nd Edition, 2014-10
 IEC 60950-1:2005+A1+A2 AS/NZS 60950.1:2015
 EN60950-1:2006+A11+A1+A12+A2 GB4943.1-2011
 BS EN60950-1:2006+A2 J60950-1(H22)

MODEL NO. :	HK-AB-060A300-D56	PAGE NO. :	5 OF 9
PART NO. :	HKSC-160873	ISSUED DATE:	2016.08.20
DESCRIPTION :	I.T.E. POWER SUPPLY	REV:	(A0)

16. OVERALL DRAWING

UNIT: mm



MODEL NO. :	HK-AB-060A300-D56	PAGE NO. :	6 OF 9
PART NO. :	HKSC-160873	ISSUED DATE:	2016.08.20
DESCRIPTION :	I.T.E. POWER SUPPLY	REV:	(A0)

17. PACKING

17.1 Inner Box

UNIT: mm

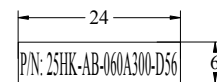
BOX(Normal BOX Corrugated BOX)

Length: 120

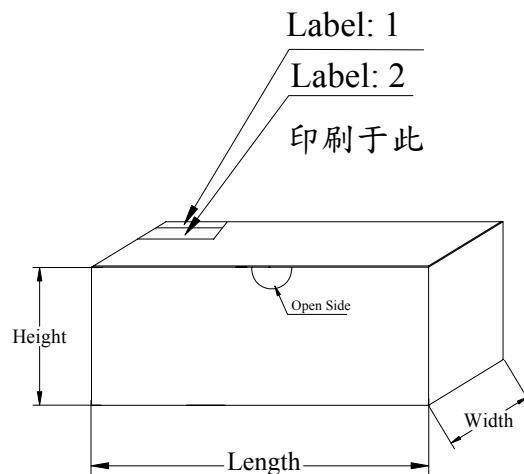
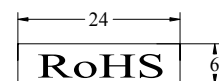
Width: 60

Height: 52

Label: 1



Label: 2



NOTICE:

Its probably different from the white box of the sample and the figure dimension.
The white box is used to pack during product.

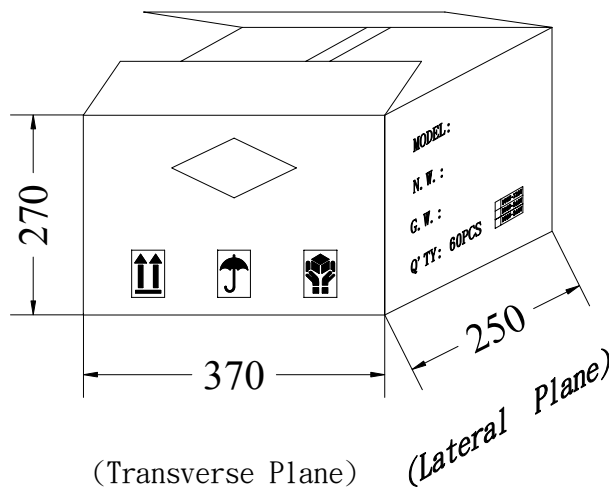
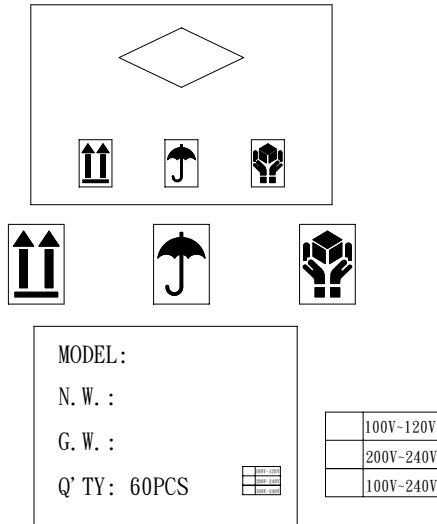
注意: 樣品使用的小白盒尺寸可能與此圖面尺寸不同, 此圖面尺寸是用于生產時的包裝.

MODEL NO. :	HK-AB-060A300-D56	PAGE NO. :	7 OF 9
PART NO. :	HKSC-160873	ISSUED DATE:	2016.08.20
DESCRIPTION :	I.T.E. POWER SUPPLY	REV:	(A0)

17. PACKING

17.2 Carton

UNIT: mm



MODEL NO. :	HK-AB-060A300-D56	PAGE NO. :	8 OF 9
PART NO. :	HKSC-160873	ISSUED DATE:	2016.08.20
DESCRIPTION :	I.T.E. POWER SUPPLY	REV:	(A0)

18. MARKING

200# CPC 合成紙+上光 NAME-PLATE:WHITE CHARACTERS BLACK BACKGROUND.

UNIT: mm MMYYC
 month year
 made in China
 by Hon-kwang

