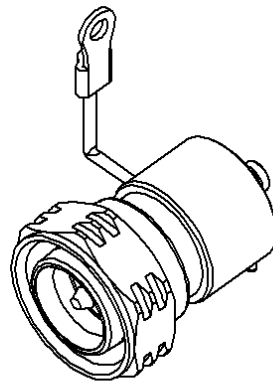
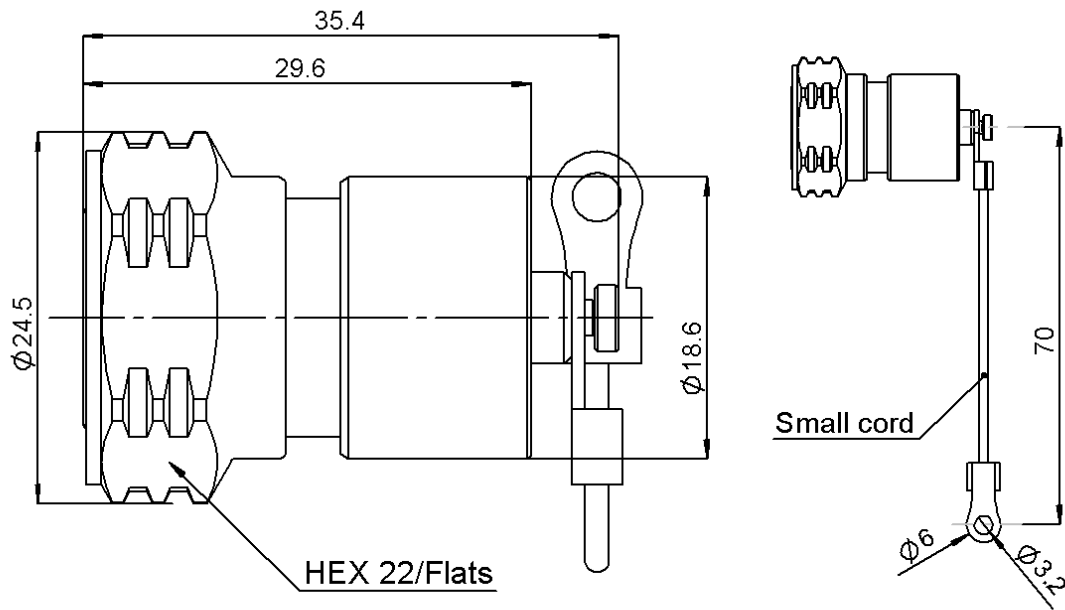


PAGE 1/2	ISSUE <b>24-09-15A</b>	SERIES <b>TERMINATION</b>	PART NUMBER <b>R4041D1121</b>
----------	------------------------	------------------------------	-------------------------------



All dimensions are in mm.



COMPONENTS	MATERIALS	PLATING (µm)
Body	<b>BRASS</b>	<b>NICKEL 2</b>
Center contact	<b>BERYLLIUM COPPER</b>	<b>GOLD 0.5 OVER NICKEL 2</b>
Outer contact	-	-
Insulator	<b>PTFE</b>	
Gasket	<b>EPDM</b>	
Substrate	<b>ALUMINA</b>	
Resistor	<b>THICK FILM</b>	
Others parts	-	-

PAGE 2/2	ISSUE <b>24-09-15A</b>	SERIES <b>TERMINATION</b>	PART NUMBER <b>R4041D1121</b>
----------	------------------------	------------------------------	-------------------------------

### ELECTRICAL CHARACTERISTICS

Frequency (GHz)	<b>DC - 4</b>
V.S.W.R (≤)	<b>1.15</b>

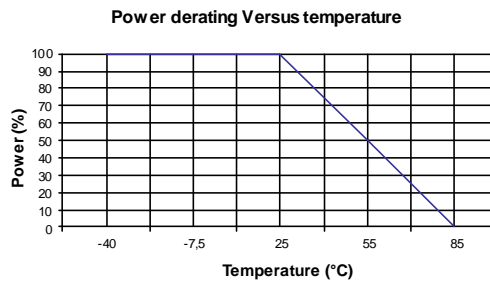
Operating Frequency Range	<b>DC - 4</b>	GHz
Impedance	<b>50</b>	Ω
DC Resistance	<b>50</b>	Ω ± 5%
Peak power at 25°C (1μs, 1%)	<b>500</b>	W
Average power at 25°C	<b>2</b>	W (Free Air Cooled)
		W (Conduction Cooled)

### MECHANICAL CHARACTERISTICS

Connectors	<b>4.3-10</b>	<b>Male</b>	<b>IEC 60169-54</b>
Weight	<b>56,4800 g</b>		

### ENVIRONMENTAL CHARACTERISTICS

Operating temperature range	<b>-40/+85</b>	°C
Storage temperature range	<b>-40/+85</b>	°C



### SPECIFICATION

### OTHER CHARACTERISTICS

**IP67 when mated with suitable connector**