



<b>Title of Change:</b>	Lead Frame Design change for PDIP7 Products Assembled in Advanced Semiconductor Engineering (ASE) Kunshan, China.
<b>Proposed first ship date:</b>	18 August 2017 or earlier after customer approval.
<b>Contact information:</b>	Contact your local ON Semiconductor Sales Office or <marty.paul@onsemi.com>
<b>Samples:</b>	Contact your local ON Semiconductor Sales Office
<b>Additional Reliability Data:</b>	Contact your local ON Semiconductor Sales Office or <Andy.Esteva@onsemi.com>
<b>Type of notification:</b>	This is a Final Product/Process Change Notification (FPCN) sent to customers. FPCNs are issued 90 days prior to implementation of the change. ON Semiconductor will consider this change accepted, unless an inquiry is made in writing within 30 days of delivery of this notice. To do so, contact <PCN.Support@onsemi.com>.
<b>Change Part Identification:</b>	Affected products will be identified with date code 1733 or newer. After DC 1733, customers will receive products assembled with either lead frame design.
<b>Change category:</b>	<input type="checkbox"/> Wafer Fab Change <input checked="" type="checkbox"/> Assembly Change <input type="checkbox"/> Test Change <input type="checkbox"/> Other _____

**Change Sub-Category(s):**

<input type="checkbox"/> Manufacturing Site Change/Addition	<input checked="" type="checkbox"/> Material Change	<input type="checkbox"/> Datasheet/Product Doc change
<input type="checkbox"/> Manufacturing Process Change	<input type="checkbox"/> Product specific change	<input type="checkbox"/> Shipping/Packaging/Marking
		<input type="checkbox"/> Other: _____

**Sites Affected:**

<input type="checkbox"/> All site(s)	<input type="checkbox"/> not applicable	<input type="checkbox"/> ON Semiconductor site(s) :	<input checked="" type="checkbox"/> External Foundry/Subcon site(s)
			Advanced Semiconductor Engineering Kunshan

**Description and Purpose:**

This FPCN is to notify customers that qualification has been completed for a new Lead Frame form on PDIP7 packages assembled at the ASE, Kunshan, China assembly location for the products listed in this announcement.

Material to be changed	Before Change	After Change
	Description	Description
Leadframe	PDIP7 Lead frame with 4 tie bars	PDIP7 Lead frame with 3 tie bars

The form of the Lead Frame has been modified to improve creepage distance between tie bars, see figure 1. One tie bar has been removed.

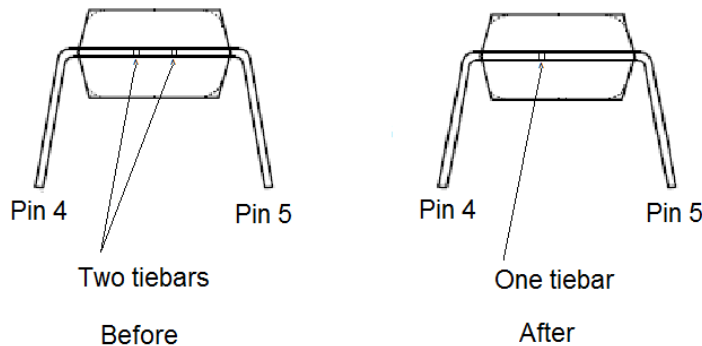
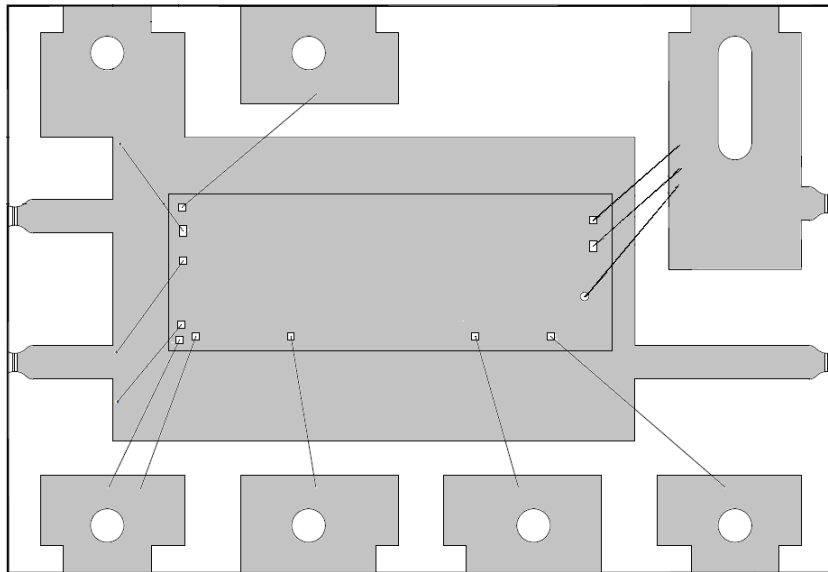
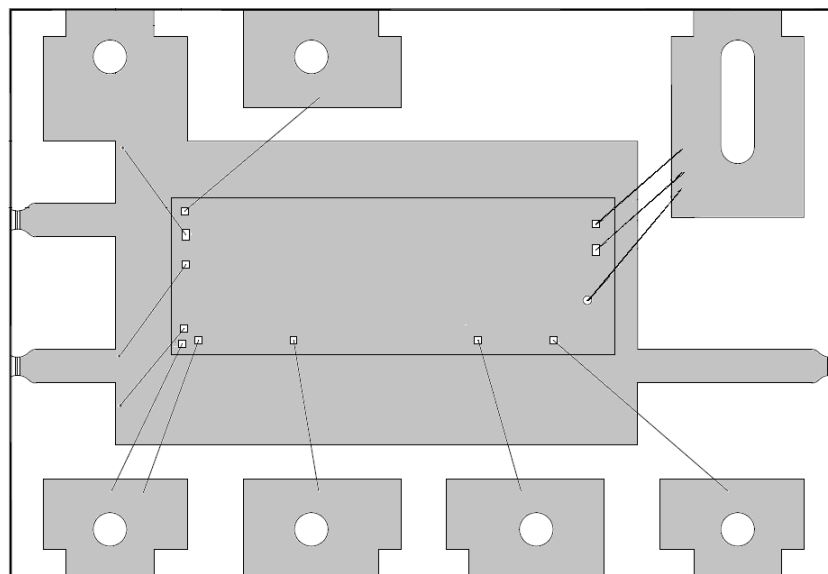


Figure 1 - External End View



Before



After

Figure 2 - Xray view



**Reliability Data Summary:**

**QV DEVICE NAME:** NCP1027P065G

**PACKAGE:** PDIP7 (Less Pin 6)

Test	Specification	Condition	Interval	Results
TC	JESD22-A104	Ta= -65°C to +150°C	500 cyc	0/240
UHASt	JESD22-A118	130°C, 85% RH, 18.8psig	96 hrs	0/240
HTSL	JESD22-A103	Ta= 150°C	1000 hrs	0/240
RSH	JESD22-106	265°C 10 sec dwell	10 sec	0/30

**Electrical Characteristic Summary:**

Electrical characteristics are not impacted.

**List of affected Standard Parts:**

Part Number	Qualification Vehicle
NCP1027P065G	NCP1027P065G
NCP1027P100G	
NCP1028P065G	
NCP1028P100G	