

Printed-circuit board connector - PT 2,5/12-PVH-5,0 - 1704262

Please be informed that the data shown in this PDF Document is generated from our Online Catalog. Please find the complete data in the user's documentation. Our General Terms of Use for Downloads are valid (<http://phoenixcontact.com/download>)

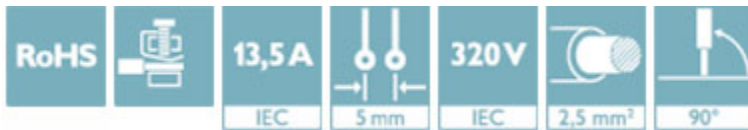
Plug component, nominal current: 14 A, rated voltage (III/2): 320 V, number of positions: 12, pitch: 5 mm, connection method: Screw connection with wire protector, Color: green, Contact surface: Tin




The figure shows a 10-position version of the product

Why buy this product

- ✓ Well-known connection principle allows worldwide use
- ✓ Low temperature rise, thanks to maximum contact force
- ✓ High terminal block capacity thanks to rectangular terminal block space
- ✓ Allows connection of two conductors
- ✓ Different plug-in directions for flexible device designs
- ✓ The latching on the side enables various numbers of positions to be combined



Key Commercial Data

Packing unit	1 STK
Minimum order quantity	50 STK
GTIN	 4 017918 994877
GTIN	4017918994877
Weight per Piece (excluding packing)	20.770 g
Custom tariff number	85366990
Country of origin	Germany

Technical data

Dimensions

Length	19.7 mm
Height	15 mm

Printed-circuit board connector - PT 2,5/12-PVH-5,0 - 1704262

Technical data

Dimensions

Width	60.00 mm
Pitch	5 mm
Dimension a	55.00 mm

General

Range of articles	PT 2,5/..-PVH
Type of contact	Female connector
Number of positions	12
Connection method	Screw connection with wire protector
Insulating material group	I
Rated surge voltage (III/3)	4 kV
Rated surge voltage (III/2)	4 kV
Rated surge voltage (II/2)	4 kV
Rated voltage (III/3)	250 V
Rated voltage (III/2)	320 V
Rated voltage (II/2)	630 V
Connection in acc. with standard	EN-VDE
Nominal current I_N	13.5 A
Nominal cross section	2.5 mm ²
Maximum load current	13.5 A
Insulating material	PA
Flammability rating according to UL 94	V0
Internal cylindrical gage	A3 / B3
Stripping length	8 mm
Screw thread	M3
Tightening torque, min	0.45 Nm
Tightening torque max	0.5 Nm

Connection data

Conductor cross section solid min.	0.5 mm ²
Conductor cross section solid max.	4 mm ²
Conductor cross section flexible min.	0.5 mm ²
Conductor cross section flexible max.	4 mm ²
Conductor cross section flexible, with ferrule without plastic sleeve min.	0.5 mm ²
Conductor cross section flexible, with ferrule without plastic sleeve max.	2.5 mm ²
Conductor cross section flexible, with ferrule with plastic sleeve min.	0.5 mm ²
Conductor cross section flexible, with ferrule with plastic sleeve max.	2.5 mm ²
Conductor cross section AWG min.	20

Printed-circuit board connector - PT 2,5/12-PVH-5,0 - 1704262

Technical data

Connection data

Conductor cross section AWG max.	12
2 conductors with same cross section, solid min.	0.5 mm ²
2 conductors with same cross section, solid max.	1.5 mm ²
2 conductors with same cross section, stranded min.	0.5 mm ²
2 conductors with same cross section, stranded max.	1.5 mm ²
2 conductors with same cross section, stranded, ferrules without plastic sleeve, min.	0.5 mm ² When using ferrules, 250 V are only achieved in combination with surge voltage category/degree of pollution II/2.
2 conductors with same cross section, stranded, ferrules without plastic sleeve, max.	0.75 mm ² When using ferrules, 250 V are only achieved in combination with surge voltage category/degree of pollution II/2.
2 conductors with same cross section, stranded, TWIN ferrules with plastic sleeve, min.	0.5 mm ² When using ferrules, 250 V are only achieved in combination with surge voltage category/degree of pollution II/2.
2 conductors with same cross section, stranded, TWIN ferrules with plastic sleeve, max.	1.5 mm ² When using ferrules, 250 V are only achieved in combination with surge voltage category/degree of pollution II/2.
Minimum AWG according to UL/CUL	26
Maximum AWG according to UL/CUL	12

Standards and Regulations

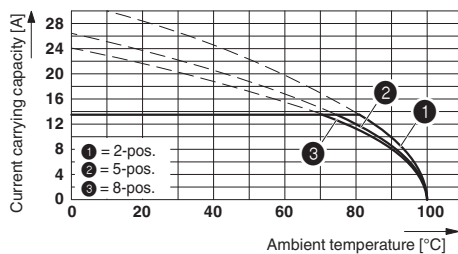
Connection in acc. with standard	EN-VDE
	CUL
Flammability rating according to UL 94	V0

Environmental Product Compliance

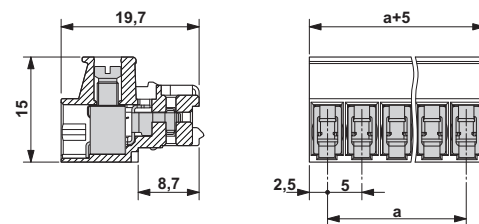
China RoHS	Environmentally Friendly Use Period = 50
	For details about hazardous substances go to tab "Downloads", Category "Manufacturer's declaration"

Drawings

Diagram



Dimensional drawing



Derating diagram in connection with PST 1,3...-LH-5,0 pin strip; reduction factor=0.8; conductor cross section=4 mm²

Printed-circuit board connector - PT 2,5/12-PVH-5,0 - 1704262

Classifications

eCl@ss

eCl@ss 4.0	272607xx
eCl@ss 4.1	27141109
eCl@ss 5.0	27141190
eCl@ss 5.1	27141190
eCl@ss 6.0	27261101
eCl@ss 7.0	27440401
eCl@ss 8.0	27440309
eCl@ss 9.0	27440309

ETIM

ETIM 3.0	EC001121
ETIM 4.0	EC002638
ETIM 5.0	EC002638
ETIM 6.0	EC002638

UNSPSC

UNSPSC 6.01	30211801
UNSPSC 7.0901	39121432
UNSPSC 11	34131203
UNSPSC 12.01	39121432
UNSPSC 13.2	39121409

Approvals

Approvals

Approvals

UL Recognized / cUL Recognized / EAC / cULus Recognized

Ex Approvals

Approval details

Printed-circuit board connector - PT 2,5/12-PVH-5,0 - 1704262

Approvals

UL Recognized		http://database.ul.com/cgi-bin/XYV/template/LISEXT/1FRAME/index.htm	FILE E 60425
	B	D	
mm ² /AWG/kcmil	26-12	26-12	
Nominal current IN	10 A	10 A	
Nominal voltage UN	300 V	300 V	

cUL Recognized		http://database.ul.com/cgi-bin/XYV/template/LISEXT/1FRAME/index.htm	FILE E 60425
	B	D	
mm ² /AWG/kcmil	26-12	26-12	
Nominal current IN	10 A	10 A	
Nominal voltage UN	300 V	300 V	

EAC		B.01742
-----	--	---------

cULus Recognized		http://database.ul.com/cgi-bin/XYV/template/LISEXT/1FRAME/index.htm
------------------	--	---

Accessories

Accessories

Coding element

Coding profile - CP-PT 2,5 - 1733398

Screwdriver tools

Printed-circuit board connector - PT 2,5/12-PVH-5,0 - 1704262

Accessories

Screwdriver - SZS 0,6X3,5 - 1205053



Actuation tool, for ST terminal blocks, insulated, also suitable for use as a bladed screwdriver, size: 0.6 x 3.5 x 100 mm, 2-component grip, with non-slip grip

Additional products

Pin strip - PST 1,3/12-LH-5,0 - 1704424



Header, nominal current: 14 A, rated voltage (III/2): 400 V, number of positions: 12, pitch: 5 mm, Color: black, Contact surface: Tin, mounting: THR soldering, The pin strip is made of highly temperature-resistant plastic and is therefore suitable for the reflow process.

Pin strip - PST 1,3/12-LV-5,0 - 1704589



Header, nominal current: 14 A, rated voltage (III/2): 400 V, number of positions: 12, pitch: 5 mm, Color: black, Contact surface: Tin, mounting: THR soldering, The pin strip is made of highly temperature-resistant plastic and is therefore suitable for the reflow process.

Pin strip - PST 1,3/12-5,0 - 1933286



Header, nominal current: 12 A, rated voltage (III/2): 320 V, number of positions: 12, pitch: 5 mm, Color: black, Contact surface: Tin, mounting: THR soldering, The maximum current depends on the plug used. The lower of the two current values apply for plug and pin strip. The pin strip is made of highly temperature resistant plastic and is thus suitable for the reflow process.