

# 14x65mm photovoltaic fuses — 1500/1300Vdc, 2.25-32A



### Catalog symbols / mounting style:

- PV-(amp)A14LF (cylindrical)
- PV-(amp)A14L-T (cylindrical with tags)
- PV-(amp)A14LF10F (cylindrical with 10mm fixings)

### Description:

Eaton's Bussmann™ series of 14x65mm package PV fuses are specifically designed for protecting and isolating photovoltaic strings. These fuse links are capable of interrupting low overcurrents associated with faulted PV systems (reverse current, multi-array fault).

Available with three mounting styles for application flexibility.

### Basic fuse size

- 14x65mm

### Ratings

- Volts
  - 1500Vdc (2.25-20A)
  - 1300Vdc (25-32A)
- Amps 2.25-32A
- Interrupting rating 10kA
- Time constant 1-3ms

### Operating class

- gPV and UL PV fuse links

### Agency information

- UL Listed 2579
- IEC 60269-6 gPV
- CSA pending
- CCC pending
- RoHS compliant

### Packaging (carton quantity):

- PV-(amp)A14LF, PV-(amp)A14L-T, PV-(amp)A14LF10F: 10

### Technical data

PV fuse coordination with thin film cells, and 4", 5" and 6" crystalline silicon cells.

### Features:

- Specifically designed to provide fast-acting protection under low fault current conditions associated with PV systems
- High DC voltage rating
- Variety of mounting options for flexibility
- Demonstrated performance in extreme temperature cycling conditions
- Wide range of available amp ratings makes it easy to standardize wire harness protection
- Fuses meet UL and IEC photovoltaic standards for global product acceptance
- Low watts loss for greater PV system efficiency
- Low heat rise permits more precise sizing for greater electrical protection

### Typical applications:

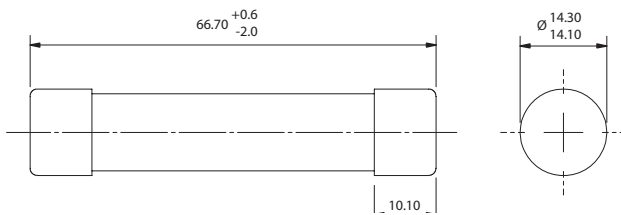
- Combiner boxes
- Inverters
- PV wire harnesses

**Specifications:**

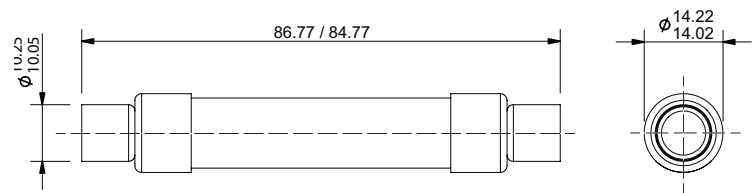
Catalog numbers / configurations			Current rating (amps)	Voltage rating (Vdc)	Energy integrals I <sup>2</sup> t (A <sup>2</sup> s)		Watts loss	
Cylindrical	Cylindrical with tags	Cylindrical with 10mm fixings			Pre-arcing	Total at rated voltage	0.8 I <sub>n</sub>	I <sub>n</sub>
PV-2.25A14LF	PV-2.25A14L-T	PV-2.25A14LF10F	2.25	1500	4	8	1.4	2.3
PV-2.5A14LF	PV-2.5A14L-T	PV-2.5A14LF10F	2.5	1500	5	10	1.5	2.5
PV-3A14LF	PV-3A14L-T	PV-3A14LF10F	3.0	1500	8	14	1.7	2.8
PV-3.5A14LF	PV-3.5A14L-T	PV-3.5A14LF10F	3.5	1500	12	23	1.8	3.0
PV-4A14LF	PV-4A14L-T	PV-4A14LF10F	4.0	1500	18	34	2.0	3.3
PV-15A14LF	PV-15A14L-T	PV-15A14LF10F	15	1500	14	160	3.2	5.8
PV-20A14LF	PV-20A14L-T	PV-20A14LF10F	20	1500	34	400	3.8	6.9
PV-25A14LF	PV-25A14L-T	PV-25A14LF10F	25	1300	65	550	4.1	7.5
PV-32A14LF	PV-32A14L-T	PV-32A14LF10F	32	1300	105	900	5.7	10.4

**Dimensions/configurations - mm:**

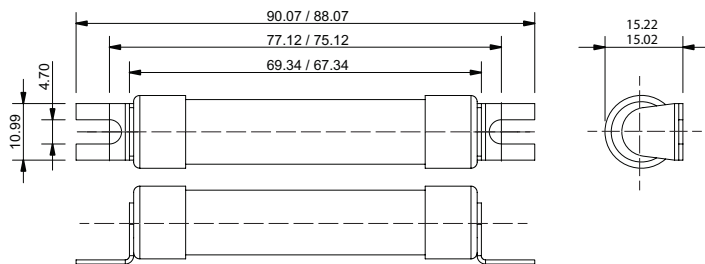
**Cylindrical PV-(amp)A14LF**



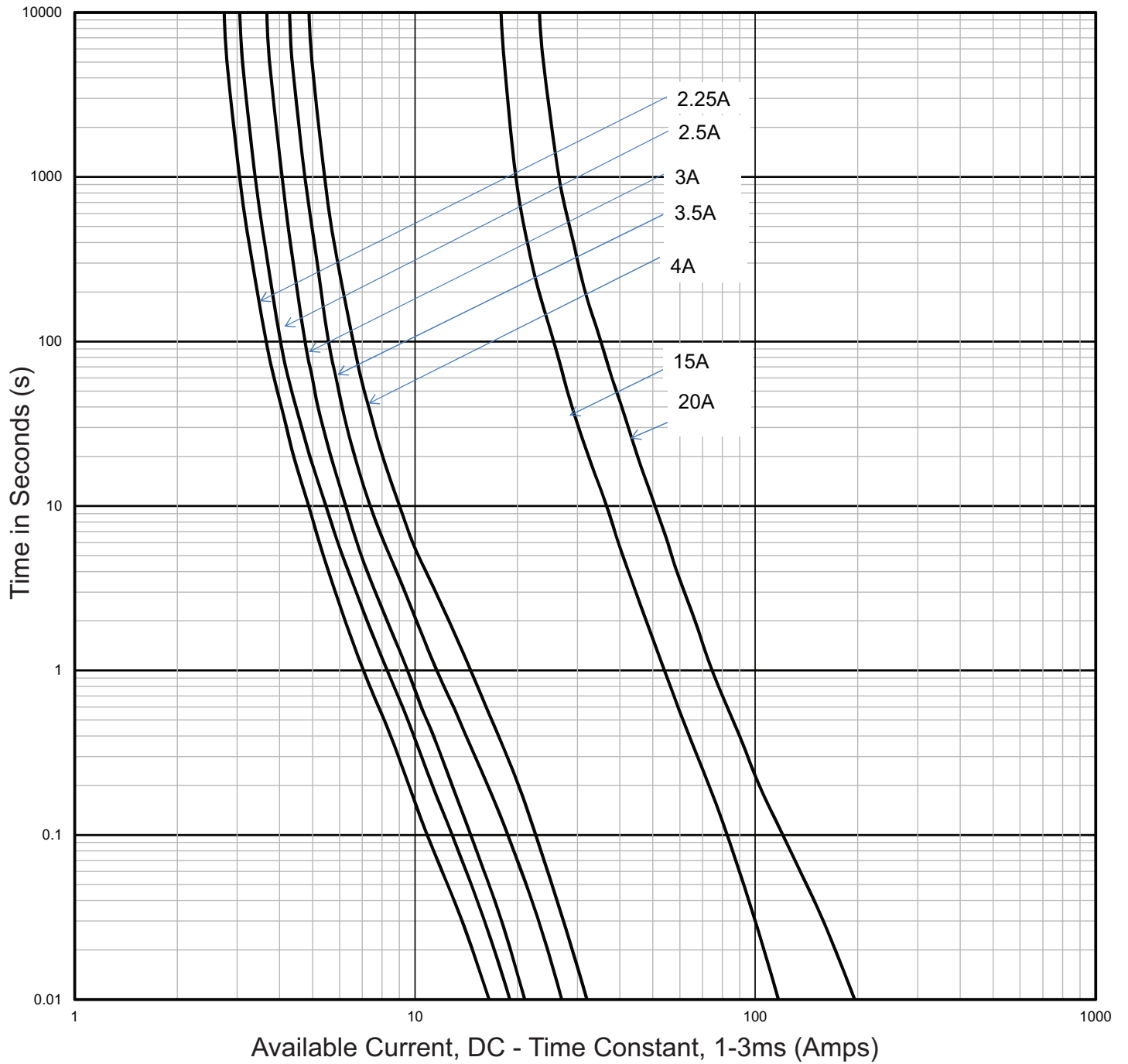
**Cylindrical with 10mm fixings PV-(amp)A14LF10F**



**Cylindrical with tags PV-(amp)A14L-T**



**Time-current characteristics**



**Recommended fuseclips:**

Catalog number (max amps)	Description/data sheet no.
1A3400-09 (20A)	PCB Fuseclips for PV-(amp)A14LF10F with 10mm fixings no. 2131
1A3400-10 (30A)	
1A3400-12 (15A)	

The only controlled copy of this data sheet is the electronic read-only version located on the Eaton network drive. All other copies of this document are by definition uncontrolled. This bulletin is intended to clearly present comprehensive product data and provide technical information that will help the end user with design applications. Eaton reserves the right, without notice, to change design or construction of any products and to discontinue or limit distribution of any products. Eaton also reserves the right to change or update, without notice, any technical information contained in this bulletin. Once a product has been selected, it should be tested by the user in all possible applications.

**Eaton**  
1000 Eaton Boulevard  
Cleveland, OH 44122  
Eaton.com

Bussmann Division  
114 Old State Road  
Ellisville, MO 63021  
United States  
Eaton.com/bussmannseries

© 2017 Eaton  
All Rights Reserved  
Printed in USA  
Publication No. 1172 — BU-SB14108  
January 2017

Eaton and Bussmann are valuable  
trademarks of Eaton in the US and other  
countries. You are not permitted to use the  
Eaton trademarks without prior written  
consent of Eaton.