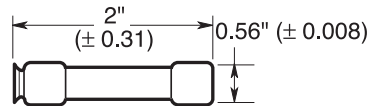


LENRK

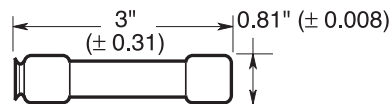
Class RK1 250Vac, 0.2 to 60A Dual-Element, Time-Delay Fuses



Dimensions (inches)



0A to 30A



35A to 60A

Catalog Numbers (amps)

LENRK0.2	LENRK1.8	LENRK5.6	LENRK25
LENRK0.3	LENRK2	LENRK6	LENRK30
LENRK0.4	LENRK2.25	LENRK6.25	LENRK35
LENRK0.5	LENRK2.5	LENRK8	LENRK40
LENRK0.6	LENRK3	LENRK9	LENRK45
LENRK0.8	LENRK3.2	LENRK10	LENRK50
LENRK1	LENRK3.5	LENRK12	LENRK60
LENRK1.12	LENRK4	LENRK15	
LENRK1.4	LENRK4.5	LENRK17.5	
LENRK1.6	LENRK5	LENRK20	

Catalog Symbol: LENRK

Dual-Element, Time-Delay – 10 seconds (minimum) at 500% rated current (8 seconds for 0-30A sizes)

Current-Limiting

Volts: 250Vac (or less)

Amps: 0.2 to 60A

IR: 200kA RMS Sym.

300kA RMS Sym. (self certified)

Agency Information: CE, UL Listed – Class R, Guide JDDZ, File E162363, CSA Certified HRCI-R (200,000AIR), Class 1422-02, File 53787, Class RK1 per CSA C22.2, No. 248.12

Features

- Current-limitation for maximum short-circuit protection.
- Type 2 protection for IEC and NEMA starters when properly sized.
- High inrush current motor protection.
- Time-delay permits 130% FLA sizing for back-up motor protection against single-phase damage.
- Low watt loss power consumption.

Carton Quantity and Weight

Amps	Carton Quantity	Weight per Carton	
		lbs	kg
0–30	10	0.5	0.227
35–60	10	1.2	0.544

RK1 Fuse Blocks (250V) Catalog Data

Amps	Poles	Terminal Type		
		Box Lug	Screw	Pressure Plate
30	1	R25030-1CR	R25030-1SR	R25030-1PR
	2	R25030-2CR	R25030-2SR	R25030-2PR
	3	R25030-3CR	R25030-3SR	R25030-3PR
60	1	R25060-1CR	R25060-1SR	R25060-1PR
	2	R25060-2CR	R25060-2SR	R25060-2PR
	3	R25060-3CR	R25060-3SR	R25060-3PR

Fuse Reducers For Class R Fuses

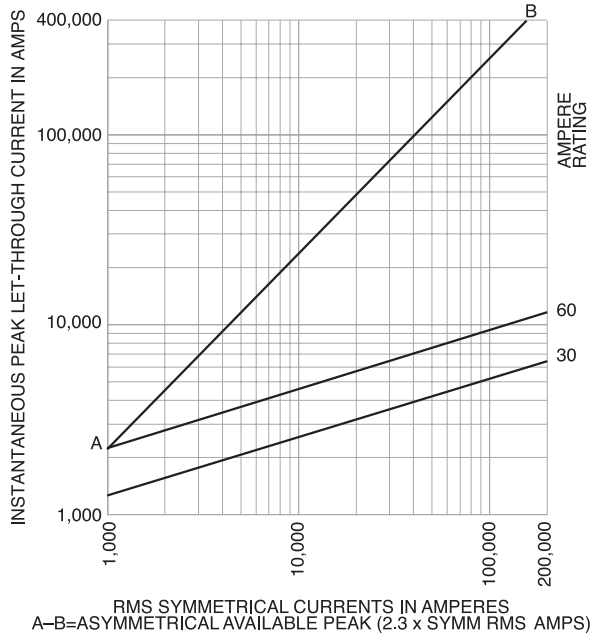
Equipment Fuse Clips	Desired Fuse (Case) Size	Catalog Number (Pairs) 250V
60A	30A	No. 263-R
100A	30A	No. 213-R
	60A	No. 216-R
200A	60A	No. 226-R

LENRK

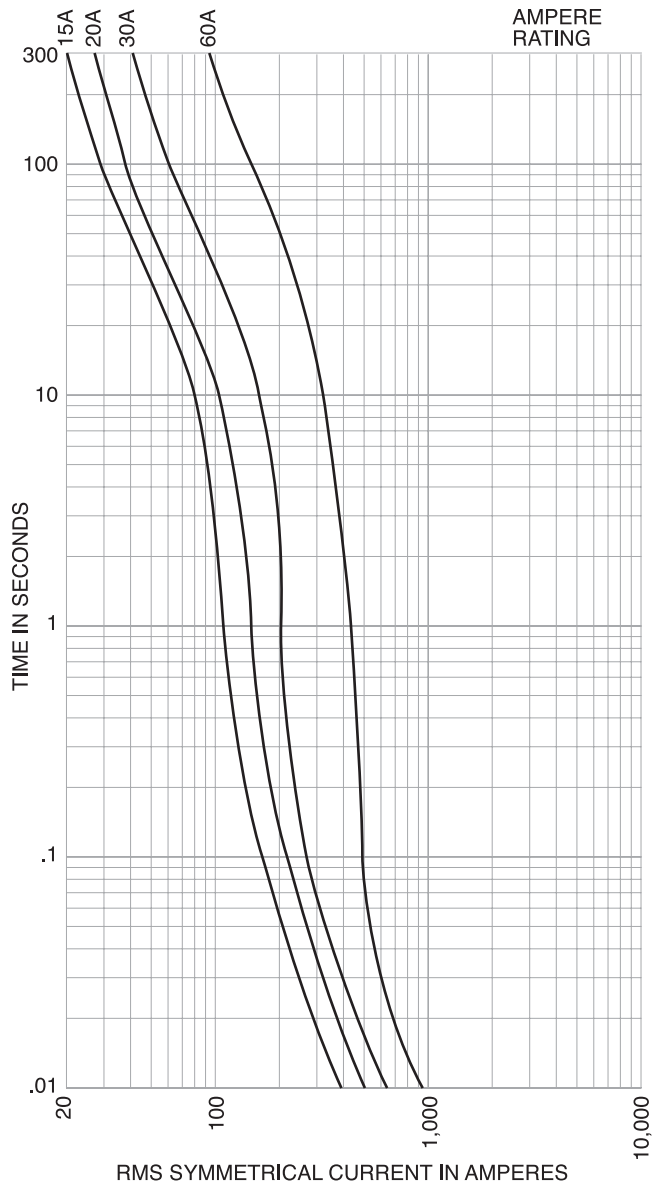
Class RK1 250Vac, 0.2 to 60A

Dual-Element, Time-Delay Fuses

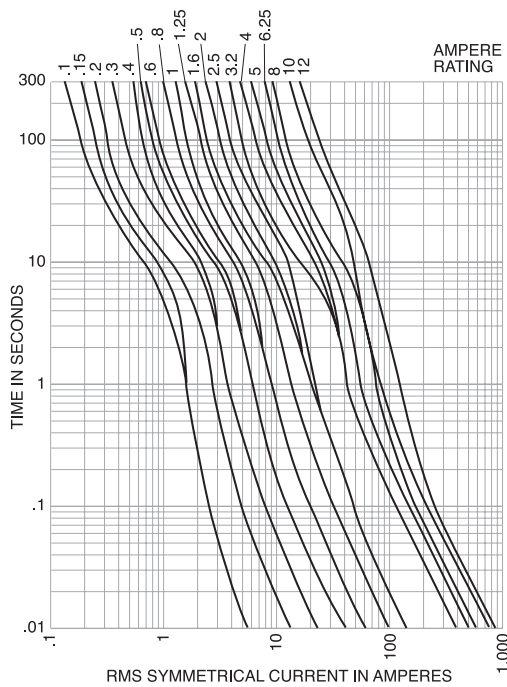
Current Limitation Curves



Time-Current Characteristic Curves- Average Melt



Time-Current Characteristic Curves- Average Melt



The only controlled copy of this document is the electronic read-only version maintained by Cooper Bussmann. All other copies of this document are by definition uncontrolled. This bulletin is intended to clearly present comprehensive product data and provide technical information that will help the end user with design applications. Cooper Bussmann reserves the right, without notice, to change design or construction of any products and to discontinue or limit distribution of any products. Cooper Bussmann also reserves the right to change or update, without notice, any technical information contained in this bulletin. Once a product has been selected, it should be tested by the user in all possible applications.