

Printed-circuit board connector - FK-MC 0,5/ 8-ST-2,5 - 1881383

Please be informed that the data shown in this PDF Document is generated from our Online Catalog. Please find the complete data in the user's documentation. Our General Terms of Use for Downloads are valid (<http://phoenixcontact.com/download>)

Plug component, Nominal current: 4 A, Rated voltage (III/2): 160 V, Number of positions: 8, Pitch: 2.5 mm, Connection method: Push-in spring connection, Color: green, Contact surface: Tin




The figure shows a 10-position version of the product

Why buy this product

- Time saving push-in connection, tools not required
- Defined contact force ensures that contact remains stable over the long term
- Intuitive use through colour coded actuation lever
- Operation and conductor connection from one direction enable integration into front of device
- Quick and convenient testing using integrated test option



Key Commercial Data

| | |
|--------------------------------------|---|
| Packing unit | 50 STK |
| Minimum order quantity | 50 STK |
| GTIN |  4 017918 156633 |
| GTIN | 4017918156633 |
| Weight per Piece (excluding packing) | 4.680 g |
| Custom tariff number | 85366990 |
| Country of origin | Germany |

Technical data

Dimensions

| | |
|-------------|----------|
| Length | 19.05 mm |
| Height | 11.75 mm |
| Width | 20.6 mm |
| Pitch | 2.5 mm |
| Dimension a | 17.5 mm |

General

Printed-circuit board connector - FK-MC 0,5/ 8-ST-2,5 - 1881383

Technical data

General

| | |
|--|---------------------|
| Range of articles | FK-MC 0,5/..-ST |
| Insulating material group | I |
| Rated surge voltage (III/3) | 1.5 kV |
| Rated surge voltage (III/2) | 2.5 kV |
| Rated surge voltage (II/2) | 2.5 kV |
| Rated voltage (III/2) | 160 V |
| Rated voltage (II/2) | 320 V |
| Connection in acc. with standard | EN-VDE |
| Nominal current I _N | 4 A |
| Nominal voltage U _N | 100 V |
| Nominal cross section | 0.5 mm ² |
| Insulating material | PA |
| Flammability rating according to UL 94 | V0 |
| Stripping length | 8 mm |
| Number of positions | 8 |

Connection data

| | |
|--|----------------------|
| Conductor cross section solid min. | 0.14 mm ² |
| Conductor cross section solid max. | 0.5 mm ² |
| Conductor cross section flexible min. | 0.14 mm ² |
| Conductor cross section flexible max. | 0.5 mm ² |
| Conductor cross section flexible, with ferrule without plastic sleeve min. | 0.25 mm ² |
| Conductor cross section flexible, with ferrule without plastic sleeve max. | 0.5 mm ² |
| Conductor cross section AWG min. | 26 |
| Conductor cross section AWG max. | 20 |
| Minimum AWG according to UL/CUL | 28 |
| Maximum AWG according to UL/CUL | 20 |

Standards and Regulations

| | |
|--|--------|
| Connection in acc. with standard | EN-VDE |
| | CUL |
| Flammability rating according to UL 94 | V0 |

Ambient conditions

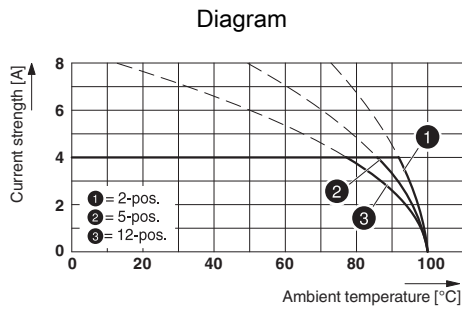
| | |
|---|--|
| Ambient temperature (storage/transport) | -40 °C ... 70 °C |
| Ambient temperature (assembly) | -5 °C ... 100 °C |
| Ambient temperature (operation) | -40 °C (dependent on the derating curve) |

Environmental Product Compliance

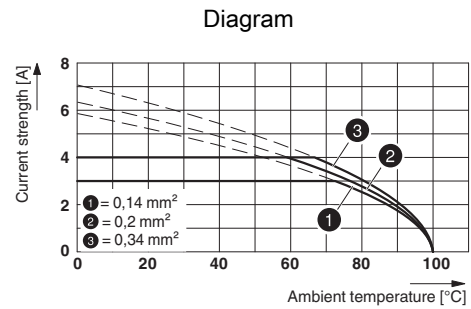
| | |
|------------|---|
| China RoHS | Environmentally friendly use period: unlimited = EFUP-e |
| | No hazardous substances above threshold values |

Drawings

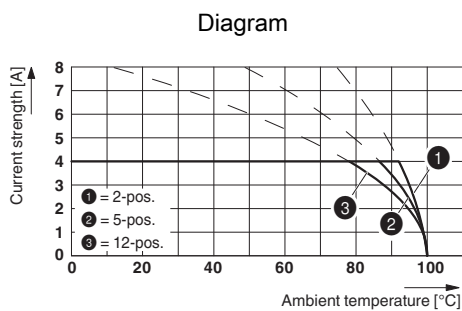
Printed-circuit board connector - FK-MC 0,5/ 8-ST-2,5 - 1881383



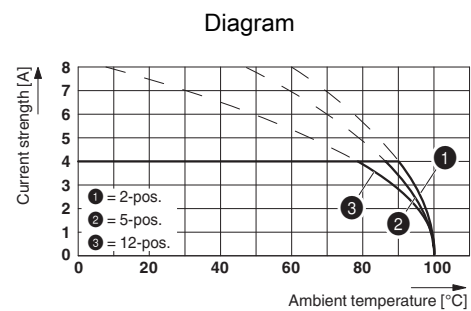
Type: FK-MC 0,5/...-ST-2,5 with MC 0,5/...-G-2,5



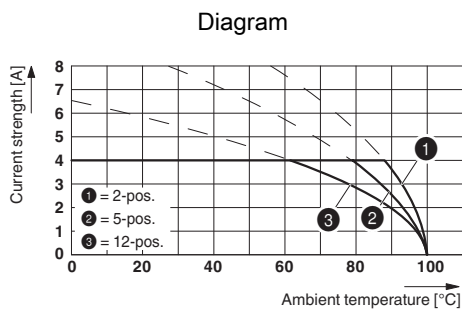
Type: FK-MC 0,5/...-ST-2,5 with MC 0,5/...-G-2,5



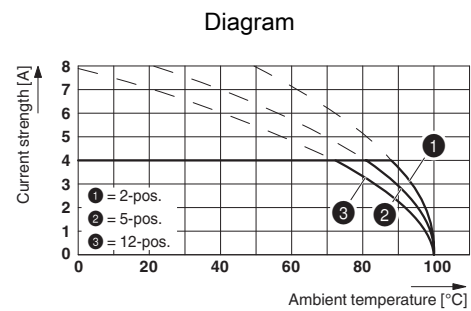
Type: FK-MC 0,5/...-ST-2,5 with MCV 0,5/...-G-2,5 THT



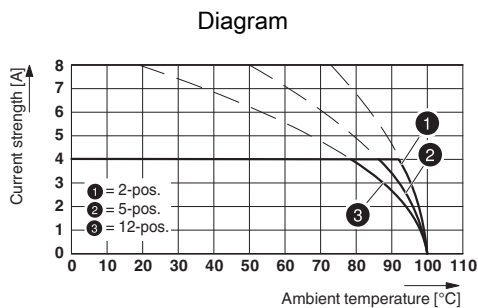
Type: FK-MC 0,5/...-ST-2,5 with MC 0,5/...-G-2,5 THT



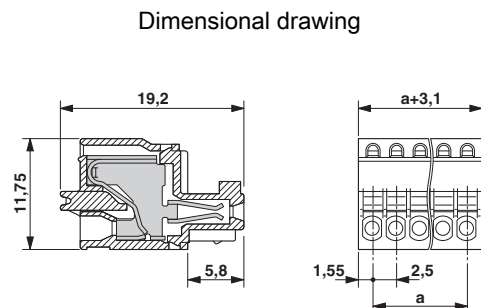
Type: FK-MC 0,5/...-ST-2,5 with MCD 0,5/...-G1-2,5



Type: FK-MC 0,5/...-ST-2,5 with MCDV 0,5/...-G1-2,5



Type: FK-MC 0,5/...-ST-2,5 with MCV 0,5/...-G-2,5



Printed-circuit board connector - FK-MC 0,5/ 8-ST-2,5 - 1881383

Classifications

eCl@ss

| | |
|------------|----------|
| eCl@ss 4.0 | 272607xx |
| eCl@ss 4.1 | 27260701 |
| eCl@ss 5.0 | 27260701 |
| eCl@ss 5.1 | 27260701 |
| eCl@ss 6.0 | 27260704 |
| eCl@ss 7.0 | 27440402 |
| eCl@ss 8.0 | 27440309 |
| eCl@ss 9.0 | 27440309 |

ETIM

| | |
|----------|----------|
| ETIM 3.0 | EC001121 |
| ETIM 4.0 | EC002638 |
| ETIM 5.0 | EC002638 |
| ETIM 6.0 | EC002638 |

UNSPSC

| | |
|---------------|----------|
| UNSPSC 6.01 | 30211810 |
| UNSPSC 7.0901 | 39121409 |
| UNSPSC 11 | 39121409 |
| UNSPSC 12.01 | 39121409 |
| UNSPSC 13.2 | 39121409 |

Approvals


Approvals

Approvals

UL Recognized / VDE Gutachten mit Fertigungsüberwachung / cUL Recognized / IECCE CB Scheme / CCA / EAC / cULus Recognized

Ex Approvals

Approval details

| | | | |
|--------------------------------|---|---|--------------|
| UL Recognized |  | http://database.ul.com/cgi-bin/XYV/template/LISEXT/1FRAME/index.htm | FILE E 60425 |
| | | B | |
| mm ² /AWG/kcmil | | 28-20 | |
| Nominal current I _N | | 4 A | |
| Nominal voltage U _N | | 125 V | |

Printed-circuit board connector - FK-MC 0,5/ 8-ST-2,5 - 1881383

Approvals

| | | | |
|--|---------|--|----------|
| VDE Gutachten mit Fertigungsüberwachung | | http://www.vde.com/en/Institute/OnlineService/ VDE-approved-products/Pages/Online-Search.aspx | 40013394 |
| | | | |
| mm ² /AWG/kcmil | 0.2-0.5 | | |
| Nominal current IN | 4 A | | |
| Nominal voltage UN | 100 V | | |

| | | | |
|----------------------------|-------|---|--------------|
| cUL Recognized | | http://database.ul.com/cgi-bin/XYV/template/LISEXT/1FRAME/index.htm | FILE E 60425 |
| | | B | |
| mm ² /AWG/kcmil | 28-20 | | |
| Nominal current IN | 4 A | | |
| Nominal voltage UN | 125 V | | |

| | | | |
|----------------------------|---------|---|----------------|
| IECEE CB Scheme | | http://www.iecee.org/ | DE1-56068-B1B2 |
| | | | |
| mm ² /AWG/kcmil | 0.2-0.5 | | |
| Nominal current IN | 4 A | | |
| Nominal voltage UN | 100 V | | |

| | | | |
|----------------------------|----------------|--|--|
| CCA | CCA/ DE1 34250 | | |
| | | | |
| mm ² /AWG/kcmil | 0.2-0.5 | | |
| Nominal current IN | 4 A | | |
| Nominal voltage UN | 100 V | | |

| | | | |
|-----|--|---------|--|
| EAC | | B.01742 | |
|-----|--|---------|--|

| | | | |
|------------------|--|---|--|
| cULus Recognized | | http://database.ul.com/cgi-bin/XYV/template/LISEXT/1FRAME/index.htm | |
|------------------|--|---|--|

Accessories

Accessories

Labeled terminal marker

Printed-circuit board connector - FK-MC 0,5/ 8-ST-2,5 - 1881383

Accessories

Marker card - SK 2,54/2,8:FORTL.ZAHLEN - 0804853



Marker card, Card, white, labeled, Horizontal: Consecutive numbers 1 - 10, 11 - 20, etc. up to 91 - 99, Mounting type: Adhesive, for terminal block width: 2.54 mm, Lettering field: 2.54 x 2.8 mm

Screwdriver tools

Screwdriver - SZS 0,4X2,0 - 1205202



Micro screwdriver, bladed, size: 0.4 x 2.0 x 60 mm, 2-component grip, with non-slip grip and twist cap

Additional products

Base strip - MC 0,5/ 8-G-2,5 - 1881503



Header, Nominal current: 4 A, Rated voltage (III/2): 160 V, Number of positions: 8, Pitch: 2.5 mm, Color: green, Contact surface: Tin, Mounting: Wave soldering

Base strip - MCV 0,5/ 8-G-2,5 - 1881613



Header, Nominal current: 4 A, Rated voltage (III/2): 160 V, Number of positions: 8, Pitch: 2.5 mm, Color: green, Contact surface: Tin, Mounting: Wave soldering

Base strip - MCD 0,5/ 8-G1-2,5 - 1894862



Header, Nominal current: 4 A, Rated voltage (III/2): 160 V, Number of positions: 8, Pitch: 2.5 mm, Color: green, Contact surface: Tin, Mounting: Wave soldering

Printed-circuit board connector - FK-MC 0,5/ 8-ST-2,5 - 1881383

Accessories

Base strip - MCDV 0,5/ 8-G1-2,5 - 1894972



Header, Nominal current: 4 A, Rated voltage (III/2): 160 V, Number of positions: 8, Pitch: 2.5 mm, Color: green, Contact surface: Tin, Mounting: Wave soldering

Printed-circuit board connector - MC 0,5/ 8-G-2,5 THT - 1939303



Header, Nominal current: 4 A, Rated voltage (III/2): 160 V, Number of positions: 8, Pitch: 2.5 mm, Color: black, Contact surface: Tin, Mounting: THR soldering, User information and design recommendations for through hole reflow technology can be found under "Downloads"

Printed-circuit board connector - MCD 0,5/ 8-G1-2,5 HT BK - 1961203



Header, Nominal current: 4 A, Rated voltage (III/2): 160 V, Number of positions: 8, Pitch: 2.5 mm, Color: black, Contact surface: Tin, Mounting: THR soldering, Standard component made of highly temperature resistant plastic; suitable for reflow process. User information and design recommendations on Through Hole Reflow Technology can be found at: "Downloads".

Printed-circuit board connector - MCDV 0,5/ 8-G1-2,5 HT BK - 1961300



Header, Nominal current: 4 A, Rated voltage (III/2): 160 V, Number of positions: 8, Pitch: 2.5 mm, Color: black, Contact surface: Tin, Mounting: THR soldering, Standard component made of highly temperature resistant plastic; suitable for reflow process. User information and design recommendations on Through Hole Reflow Technology can be found at: "Downloads".

Printed-circuit board connector - MCV 0,5/ 8-G-2,5 THT - 1963599



Header, Nominal current: 4 A, Rated voltage (III/2): 160 V, Number of positions: 8, Pitch: 2.5 mm, Color: black, Contact surface: Tin, Mounting: THR soldering, User information and design recommendations for through hole reflow technology can be found under "Downloads"

Printed-circuit board connector - FK-MC 0,5/ 8-ST-2,5 - 1881383

Accessories

Printed-circuit board connector - MC 0,5/ 8-G-2,5 THT R44 - 1963706



Header, Nominal current: 4 A, Rated voltage (III/2): 160 V, Number of positions: 8, Pitch: 2.5 mm, Color: black, Contact surface: Tin, Mounting: THR soldering, User information and design recommendations for through hole reflow technology can be found under "Downloads"

Printed-circuit board connector - MCV 0,5/ 8-G-2,5 THT R44 - 1963816



Header, Nominal current: 4 A, Rated voltage (III/2): 160 V, Number of positions: 8, Pitch: 2.5 mm, Color: black, Contact surface: Tin, Mounting: THR soldering, User information and design recommendations on Through Hole Reflow Technology can be found at: "Downloads"
