

PCB terminal block - FRONT 2,5-H/SA 5/ 4 - 1700781

Please be informed that the data shown in this PDF Document is generated from our Online Catalog. Please find the complete data in the user's documentation. Our General Terms of Use for Downloads are valid (<http://phoenixcontact.com/download>)

PCB terminal block, Nominal current: 24 A, Nom. voltage: 400 V, Pitch: 5 mm, Number of positions: 4, Connection method: Front screw connection, Mounting: Wave soldering, Conductor/PCB connection direction: 0 °, Color: green, The article can be aligned to create different nos. of positions!



The illustration shows the 10-position version

Why buy this product

- Well-known connection principle allows worldwide use
- Low temperature rise, thanks to maximum contact force
- Allows connection of two conductors
- Operation and conductor connection from one direction enable integration into front of device
- Two solder pins reduce the mechanical strain on the soldering spots
- The latching on the side enables various numbers of positions to be combined



Key Commercial Data

Packing unit	20 STK
Minimum order quantity	20 STK
GTIN	
GTIN	4017918242763
Weight per Piece (excluding packing)	14.140 g
Custom tariff number	85369010
Country of origin	Germany

Technical data

Dimensions

Length	19.5 mm
Pitch	5 mm
Dimension a	15 mm
Width	22.5 mm
Constructional height	18.5 mm

PCB terminal block - FRONT 2,5-H/SA 5/ 4 - 1700781

Technical data

Dimensions

Height	22.1 mm
Length of the solder pin	4.3 mm
Pin dimensions	0,8 x 0,8 mm
Pin spacing	5 mm
Hole diameter	1.2 mm

General

Range of articles	FRONT 2,5-H/SA 5
Insulating material group	I
Rated surge voltage (III/3)	4 kV
Rated surge voltage (III/2)	4 kV
Rated surge voltage (II/2)	4 kV
Rated voltage (III/3)	250 V
Rated voltage (III/2)	400 V
Rated voltage (II/2)	630 V
Connection in acc. with standard	EN-VDE
Nominal current I_N	24 A
Nominal cross section	2.5 mm ²
Maximum load current	17.5 A (with a 2.5 mm ² conductor cross section)
Insulating material	PA
Solder pin surface	Sn
Flammability rating according to UL 94	V0
Internal cylindrical gage	A3
Stripping length	9 mm
Number of positions	4
Screw thread	M2,5
Tightening torque, min	0.4 Nm
Tightening torque max	0.5 Nm

Connection data

Conductor cross section solid min.	0.2 mm ²
Conductor cross section solid max.	2.5 mm ²
Conductor cross section flexible min.	0.2 mm ²
Conductor cross section flexible max.	2.5 mm ²
Conductor cross section flexible, with ferrule without plastic sleeve min.	0.25 mm ²
Conductor cross section flexible, with ferrule without plastic sleeve max.	1.5 mm ²
Conductor cross section flexible, with ferrule with plastic sleeve min.	0.25 mm ²
Conductor cross section flexible, with ferrule with plastic sleeve max.	1.5 mm ²
Conductor cross section AWG min.	24
Conductor cross section AWG max.	14
2 conductors with same cross section, solid min.	0.2 mm ²
2 conductors with same cross section, solid max.	0.75 mm ²

PCB terminal block - FRONT 2,5-H/SA 5/ 4 - 1700781

Technical data

Connection data

2 conductors with same cross section, stranded min.	0.2 mm ²
2 conductors with same cross section, stranded max.	0.75 mm ²
2 conductors with same cross section, stranded, ferrules without plastic sleeve, min.	0.25 mm ²
2 conductors with same cross section, stranded, ferrules without plastic sleeve, max.	0.34 mm ²

Standards and Regulations

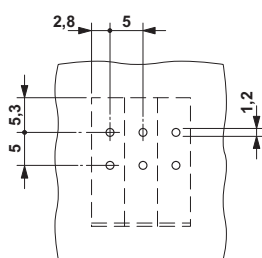
Connection in acc. with standard	EN-VDE
	CSA
Flammability rating according to UL 94	V0

Environmental Product Compliance

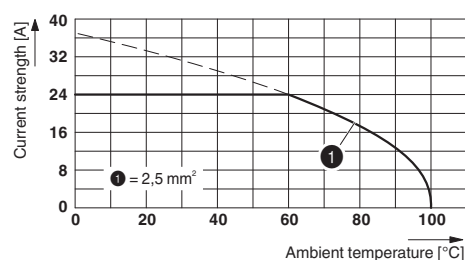
China RoHS	Environmentally friendly use period: unlimited = EFUP-e
	No hazardous substances above threshold values

Drawings

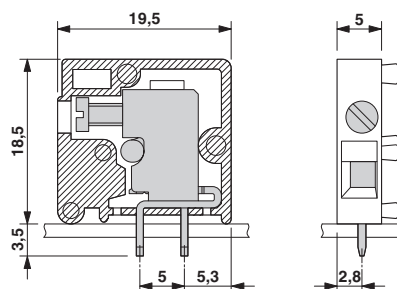
Drilling diagram



Diagram



Dimensional drawing



Classifications

eCl@ss

eCl@ss 4.0	27141109
eCl@ss 4.1	27141109
eCl@ss 5.0	27141190
eCl@ss 5.1	27141190

PCB terminal block - FRONT 2,5-H/SA 5/ 4 - 1700781

Classifications

eCl@ss

eCl@ss 6.0	27261101
eCl@ss 7.0	27440401
eCl@ss 8.0	27440401
eCl@ss 9.0	27440401

ETIM

ETIM 3.0	EC001121
ETIM 4.0	EC002643
ETIM 5.0	EC002643
ETIM 6.0	EC002643

UNSPSC

UNSPSC 6.01	30211801
UNSPSC 7.0901	39121432
UNSPSC 11	39121432
UNSPSC 12.01	39121432
UNSPSC 13.2	39121432

Approvals

Approvals

Approvals

CSA / UL Recognized / cUL Recognized / EAC / cULus Recognized

Ex Approvals

Approval details

CSA		http://www.csagroup.org/services/testing-and-certification/certified-product-listing/	13631
	B	D	
mm ² /AWG/kcmil	24-12	24-12	
Nominal current IN	10 A	10 A	
Nominal voltage UN	300 V	300 V	

PCB terminal block - FRONT 2,5-H/SA 5/ 4 - 1700781

Approvals

UL Recognized		http://database.ul.com/cgi-bin/XYV/template/LISEXT/1FRAME/index.htm	FILE E 60425
	B	C	D
mm ² /AWG/kcmil	30-12	30-12	30-12
Nominal current IN	20 A	17 A	20 A
Nominal voltage UN	300 V	300 V	300 V

cUL Recognized		http://database.ul.com/cgi-bin/XYV/template/LISEXT/1FRAME/index.htm	FILE E 60425
	B	C	D
mm ² /AWG/kcmil	30-12	30-12	30-12
Nominal current IN	20 A	17 A	20 A
Nominal voltage UN	300 V	300 V	300 V

EAC		B.01742
-----	--	---------

cULus Recognized		http://database.ul.com/cgi-bin/XYV/template/LISEXT/1FRAME/index.htm
------------------	--	---

Accessories

Accessories

End cover

PCB terminal block - D-FRONT 2,5-H-O.Z. - 1700024



End cover, necessary at the end of a terminal row, 2.5 mm thick, color: green

Labeled terminal marker

PCB terminal block - FRONT 2,5-H/SA 5/ 4 - 1700781

Accessories

Marker card - SK 5/3,8:FORTL.ZAHLEN - 0804183



Marker card, Card, white, labeled, Horizontal: Consecutive numbers 1 - 10, 11 - 20, etc. up to 91 - (99)100, Mounting type: Adhesive, for terminal block width: 5 mm, Lettering field: 5 x 3.8 mm

Marker pen

Marker pen - B-STIFT - 1051993



Marker pen, for manual labeling of unprinted ZACK strips, smear-proof and waterproof, line thickness 0.5 mm

Pitch spacer

Pitch spacer - RZ 2,5-FRONT 2,5 H - 1700079



Pitch spacer, raises the pitch by 2.5 mm, interlocks with terminal block of the same shape, color: green

Screwdriver tools

Screwdriver - SZS 0,6X3,5 - 1205053



Actuation tool, for ST terminal blocks, insulated, also suitable for use as a bladed screwdriver, size: 0.6 x 3.5 x 100 mm, 2-component grip, with non-slip grip

Terminal marking

Marker card - SK U/3,8 WH:UNBEDRUCKT - 0803906



Marker card, Sheet, white, unlabeled, can be labeled with: Plotter, Office printing systems, Mounting type: Adhesive, Lettering field: 186 x 3.8 mm

PCB terminal block - FRONT 2,5-H/SA 5/ 4 - 1700781

Accessories

Marker card - SK 5/3,8:UNBEDRUCKT - 0805409



Marker card, Card, white, unlabeled, can be labeled with: Marker pen, Mounting type: Adhesive, for terminal block width: 5 mm, Lettering field: 5 x 3.8 mm

Phoenix Contact 2016 © - all rights reserved
<http://www.phoenixcontact.com>