


Printed-circuit board connector - FK-MCP 1,5/ 2-ST-3,5-LR - 1817233

Please be informed that the data shown in this PDF Document is generated from our Online Catalog. Please find the complete data in the user's documentation. Our General Terms of Use for Downloads are valid (<http://phoenixcontact.com/download>)

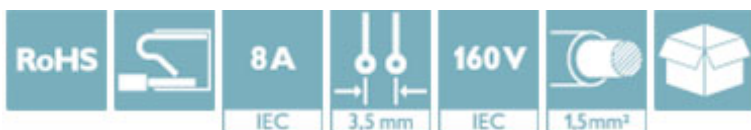
Plug component, Nominal current: 8 A, Rated voltage (III/2): 160 V, Number of positions: 2, Pitch: 3.5 mm, Connection method: Push-in spring connection, Color: green, Contact surface: Tin



The figure shows a 10-position version of the product

Why buy this product

- Time saving push-in connection, tools not required
- Defined contact force ensures that contact remains stable over the long term
- Intuitive use through colour coded actuation lever
- Automatic locking and intuitive release through Lock and Release operating lever in contrasting color
- Quick and convenient testing using integrated test option



Key Commercial Data

Packing unit	50 STK
Minimum order quantity	50 STK
GTIN	 4 046356 756570
GTIN	4046356756570
Weight per Piece (excluding packing)	2.620 g
Custom tariff number	85366990
Country of origin	Germany

Technical data

Dimensions

Length	27.4 mm
Height	14.22 mm
Width	14.04 mm
Pitch	3.5 mm
Dimension a	3.5 mm

General

Printed-circuit board connector - FK-MCP 1,5/ 2-ST-3,5-LR - 1817233

Technical data

General

Range of articles	FK-MCP 1,5/...-ST-LR
Type of contact	Female connector
Number of positions	2
Connection method	Push-in spring connection
Insulating material group	I
Rated surge voltage (III/3)	2.5 kV
Rated surge voltage (III/2)	2.5 kV
Rated surge voltage (II/2)	2.5 kV
Rated voltage (III/3)	160 V
Rated voltage (III/2)	160 V
Rated voltage (II/2)	320 V
Connection in acc. with standard	EN-VDE
Nominal current I _N	8 A
Nominal cross section	1.5 mm ²
Maximum load current	with 1.5 mm ² conductor cross section
Insulating material	PA
Flammability rating according to UL 94	V0
Internal cylindrical gage	A1
Stripping length	9 mm

Connection data

Conductor cross section solid min.	0.14 mm ²
Conductor cross section solid max.	1.5 mm ²
Conductor cross section flexible min.	0.14 mm ²
Conductor cross section flexible max.	1.5 mm ²
Conductor cross section flexible, with ferrule without plastic sleeve min.	0.25 mm ²
Conductor cross section flexible, with ferrule without plastic sleeve max.	1.5 mm ²
Conductor cross section flexible, with ferrule with plastic sleeve min.	0.25 mm ²
Conductor cross section flexible, with ferrule with plastic sleeve max.	0.5 mm ²
Conductor cross section AWG min.	26
Conductor cross section AWG max.	16

Standards and Regulations

Connection in acc. with standard	EN-VDE
	CUL
Flammability rating according to UL 94	V0

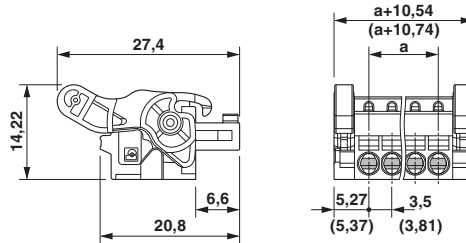
Environmental Product Compliance

China RoHS	Environmentally friendly use period: unlimited = EFUP-e
	No hazardous substances above threshold values

Drawings

Printed-circuit board connector - FK-MCP 1,5/ 2-ST-3,5-LR - 1817233

Dimensional drawing



Classifications

eCl@ss

eCl@ss 4.0	272607xx
eCl@ss 4.1	27260701
eCl@ss 5.0	27260701
eCl@ss 5.1	27141190
eCl@ss 6.0	27260704
eCl@ss 7.0	27440402
eCl@ss 8.0	27440309
eCl@ss 9.0	27440309

ETIM

ETIM 3.0	EC001121
ETIM 4.0	EC002638
ETIM 5.0	EC002638
ETIM 6.0	EC002638

UNSPSC

UNSPSC 6.01	30211810
UNSPSC 7.0901	39121409
UNSPSC 11	39121409
UNSPSC 12.01	39121409
UNSPSC 13.2	39121409

Approvals

Approvals

Approvals

VDE Gutachten mit Fertigungsüberwachung / cULus Recognized / IECCE CB Scheme / EAC

Ex Approvals

Printed-circuit board connector - FK-MCP 1,5/ 2-ST-3,5-LR - 1817233

Approvals

Approval details

VDE Gutachten mit Fertigungsüberwachung		http://www.vde.com/en/Institute/OnlineService/VDE-approved-products/Pages/Online-Search.aspx	40011723
mm ² /AWG/kcmil	0.2-1.5		
Nominal current I _N	8 A		
Nominal voltage U _N	160 V		

cULus Recognized		http://database.ul.com/cgi-bin/XYV/template/LISEXT/1FRAME/index.htm	E60425-19920306
mm ² /AWG/kcmil	B		
mm ² /AWG/kcmil	28-16		
Nominal current I _N	8 A		
Nominal voltage U _N	300 V		

IECEE CB Scheme		http://www.iecee.org/	DE1-56063-B1B2
mm ² /AWG/kcmil	0.2-1.5		
Nominal current I _N	8 A		
Nominal voltage U _N	160 V		

EAC		B.01742
-----	--	---------

Accessories

Accessories

Labeled terminal marker

Marker card - SK 3,5/2,8:FORTL.ZAHLEN - 0804073



Marker card, Card, white, labeled, Horizontal: Consecutive numbers 1 - 10, 11 - 20, etc. up to 91 - 99, Mounting type: Adhesive, for terminal block width: 3.5 mm, Lettering field: 3.5 x 2.8 mm

Printed-circuit board connector - FK-MCP 1,5/ 2-ST-3,5-LR - 1817233

Accessories

Marker pen

Marker pen - B-STIFT - 1051993



Marker pen, for manual labeling of unprinted Zack strips, smear-proof and waterproof, line thickness 0.5 mm

Screwdriver tools

Screwdriver - SZS 0,4X2,5 VDE - 1205037



Screwdriver, slot-headed, VDE insulated, size: 0.4 x 2.5 x 80 mm, 2-component grip, with non-slip grip

Terminal marking

Marker card - SK U/2,8 WH:UNBEDRUCKT - 0803883



Marker card, Sheet, white, unlabeled, can be labeled with: Plotter, Office printing systems, Mounting type: Adhesive, Lettering field: 186 x 2.8 mm

Additional products

Printed-circuit board connector - MC 1,5/ 2-GF-3,5-LR - 1817615

Header, Nominal current: 8 A, Rated voltage (III/2): 160 V, Number of positions: 2, Pitch: 3.5 mm, Color: green, Contact surface: Tin, Mounting: Wave soldering



Base strip - MCV 1,5/ 2-GF-3,5-LR - 1817990

Header, Nominal current: 8 A, Rated voltage (III/2): 160 V, Number of positions: 2, Pitch: 3.5 mm, Color: green, Contact surface: Tin, Mounting: Wave soldering



