

Rear panel feed-through - SF-7EP1N8ACLDL - 1607056

Please be informed that the data shown in this PDF Document is generated from our Online Catalog. Please find the complete data in the user's documentation. Our General Terms of Use for Downloads are valid (<http://phoenixcontact.com/download>)




Rear panel feed-through, straight long, Screw locking, M23, Number of positions: 4+3+PE, Type of contact: Male connector, Crimp connection, Axial O-ring, 4xM3, shielded: yes, Cable diameter: 7.5 mm...18 mm

Why buy this product

- Consistent EMC protection for reliable connection solutions in the industrial environment
- Crimping connection: vibration- and temperature-resistant assembly
- Flexible use: reliably connect cable diameters of 7.5 mm ... 18 mm

Key Commercial Data

Packing unit	1 STK
GTIN	 4 046356 253833
GTIN	4046356253833
Weight per Piece (excluding packing)	132.900 g
Custom tariff number	85366990
Country of origin	Germany
Note	Made to Order (non-returnable)

Technical data

General

Note	Order information: Order crimp contacts 4 x Ø 1 mm, 4 x Ø 2 mm separately
Type of locking	Screw locking
Coding	N
Contact connection method	Crimp connection
Type of contacts	Male connector
Number of positions	8
Contact diameter of power contacts	2 mm
Nominal current per power contact at 25°C	30 A
Contact diameter of signal contacts	1 mm

Rear panel feed-through - SF-7EP1N8ACLDL - 1607056

Technical data

General

Nominal current per signal contact at 25°C	9 A
Conductor entry	7.5 mm ... 18 mm
Pg housing screw connection	none
Mounting type	4xM3

Ambient conditions

Ambient temperature	-40 °C ... 125 °C
Degree of protection	IP67

Material

Housing material	Turned parts: copper zinc alloy (CuZn), die-cast parts: zinc (GD-Zn)
Insulator material	PA 66
Gasket and O-ring material	FPM

Specifications according to DIN EN 61984:2001

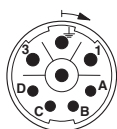
Installation height max.	3000 m
Nominal / operating voltage of power contacts	630 V
Rated surge voltage of power contacts	6 kV
Overvoltage category of power contacts	III
Degree of pollution of power contacts	3
Nominal / operating voltage of signal contacts	250 V
Overvoltage category of signal contacts	III
Degree of pollution of signal contacts	3

Environmental Product Compliance

China RoHS	Environmentally Friendly Use Period = 50
	For details about hazardous substances go to tab "Downloads", Category "Manufacturer's declaration"

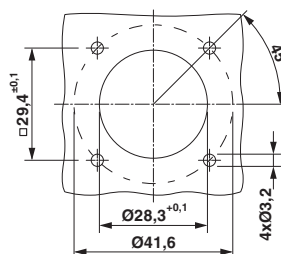
Drawings

Schematic diagram



Connector pin assignment

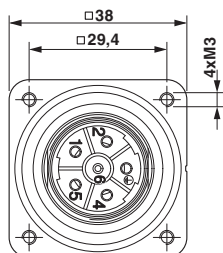
Dimensional drawing



Installation dimensions

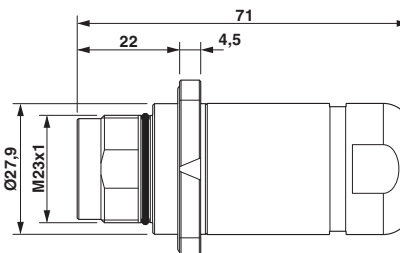
Rear panel feed-through - SF-7EP1N8ACLDL - 1607056

Dimensional drawing



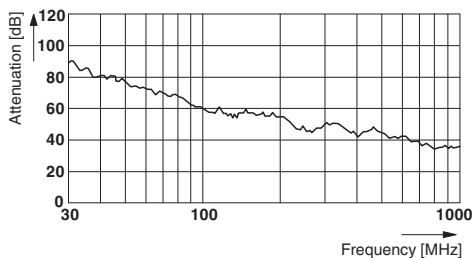
Flange dimensions

Dimensional drawing



Dimensional drawing

Diagram



Classifications

eCl@ss

eCl@ss 4.0	272607xx
eCl@ss 4.1	27260701
eCl@ss 5.0	27260701
eCl@ss 5.1	27260701
eCl@ss 6.0	27260708
eCl@ss 7.0	27440312
eCl@ss 8.0	27440103
eCl@ss 9.0	27440102

ETIM

ETIM 3.0	EC001121
ETIM 4.0	EC001121
ETIM 5.0	EC002061
ETIM 6.0	EC002061

UNSPSC

UNSPSC 6.01	43172015
UNSPSC 7.0901	43201404
UNSPSC 11	43172015
UNSPSC 12.01	43201404
UNSPSC 13.2	39121413

Rear panel feed-through - SF-7EP1N8ACLDL - 1607056

Approvals

Approvals

Approvals

UL Recognized / cUL Recognized / EAC / cULus Recognized

Ex Approvals

Approval details

UL Recognized		http://database.ul.com/cgi-bin/XYV/template/LISEXT/1FRAME/index.htm E153698-20041116
mm ² /AWG/kcmil		4.0
Nominal current I _N		27 A
Nominal voltage U _N		600 V

cUL Recognized		http://database.ul.com/cgi-bin/XYV/template/LISEXT/1FRAME/index.htm E153698-20041116
mm ² /AWG/kcmil		4.0
Nominal current I _N		18 A
Nominal voltage U _N		600 V

EAC		B.01742
-----	--	---------

cULus Recognized		http://database.ul.com/cgi-bin/XYV/template/LISEXT/1FRAME/index.htm
------------------	--	---

Accessories

Accessories

Crimp contact

Rear panel feed-through - SF-7EP1N8ACLDL - 1607056

Accessories

Crimp contact - SF-7RP2000 - 1605646



Crimp contact, turned, Single contact, Contact diameter: 2 mm, Crimp range: 0.14 mm²...0.25 mm²

Crimp contact - SF-7PP2000 - 1605634



Crimp contact, turned, Single contact, Contact diameter: 2 mm, Crimp range: 0.25 mm²...1 mm²

Crimp contact - SF-20KP004 - 1607376



Crimp contact, turned, Contact diameter: 2 mm, Crimp range: 0.75 mm²...1.5 mm²

Crimp contact - SF-7QP2000 - 1605639



Crimp contact, turned, Single contact, Contact diameter: 2 mm, Crimp range: 1 mm²...2.5 mm²

Crimp contact - SF-7MP2000 - 1605626



Crimp contact, turned, Single contact, Contact diameter: 2 mm, Crimp range: 4 mm²...4 mm²

Rear panel feed-through - SF-7EP1N8ACLDL - 1607056

Accessories

Crimp contact - SF-6CP2000 - 1605559



Crimp contact, turned, Single contact, Contact diameter: 1 mm, Crimp range: 0.06 mm²...0.25 mm²

Crimp contact - SF-10KP004 - 1607355



Crimp contact, turned, Single contact, Contact diameter: 1 mm, Crimp range: 0.14 mm²...0.5 mm²

Crimp contact - SF-6AP2000 - 1605554



Crimp contact, turned, Single contact, Contact diameter: 1 mm, Crimp range: 0.25 mm²...1 mm²

Mounting material

Color-coding - SF-Z0064 - 1620585



Color-coding, Color: green

Color-coding - SF-Z0065 - 1620586



Color-coding, Color: orange

Rear panel feed-through - SF-7EP1N8ACLDL - 1607056

Accessories

Color-coding - SF-Z0066 - 1620587



Color-coding, Color: black

Protective cover

Plastic anti-static dust protection cap - SF-Z0019 - 1607449



Plastic dust protection cap, anti-static with IP40 eye, for RF, SF series connectors, with M23 external thread

Plastic dust protection cap - RC-Z2059 - 1604225



Plastic dust protection cap for connectors with M23 external thread

Plastic anti-static dust protection cap - RC-Z2469 - 1611797



Plastic dust protection cap, anti-static, for RF, SF series connectors, with M23 external thread

Metal dust protection cap - SC-Z2319 - 1605456



Metal dust protection cap for power plugs with M23 external thread

Rear panel feed-through - SF-7EP1N8ACLDL - 1607056

Accessories

Metal dust protection cap - SC-Z2320 - 1605457



Metal dust protection cap with steel wire for power plugs with M23 external thread

Phoenix Contact 2016 © - all rights reserved
<http://www.phoenixcontact.com>