


Printed-circuit board connector - FMC 1,5/ 2-ST-3,81 - 1745894

Please be informed that the data shown in this PDF Document is generated from our Online Catalog. Please find the complete data in the user's documentation. Our General Terms of Use for Downloads are valid (<http://phoenixcontact.com/download>)

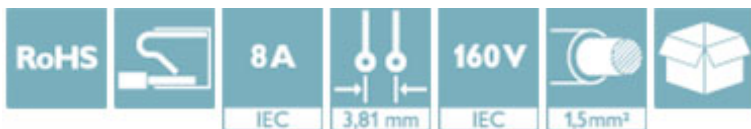
Plug component, Nominal current: 8 A, Rated voltage (III/2): 160 V, Number of positions: 2, Pitch: 3.81 mm, Connection method: Push-in spring connection, Color: green, Contact surface: Tin




The figure shows a 10-position version of the product

Why buy this product

- Time saving push-in connection, tools not required
- Defined contact force ensures that contact remains stable over the long term
- Intuitive use through colour coded actuation lever
- Operation and conductor connection from one direction enable integration into front of device



Key Commercial Data

Packing unit	250 STK
GTIN	 4 046356 311014
GTIN	4046356311014
Weight per Piece (excluding packing)	1.190 g
Custom tariff number	85366990
Country of origin	Germany

Technical data

Dimensions

Length	21.9 mm
Height	7.75 mm
Width	8.06 mm
Pitch	3.81 mm
Dimension a	3.81 mm

General

Range of articles	FMC 1,5/...-ST
Type of contact	Female connector

Printed-circuit board connector - FMC 1,5/ 2-ST-3,81 - 1745894

Technical data

General

Number of positions	2
Connection method	Push-in spring connection
Insulating material group	I
Rated surge voltage (III/3)	2.5 kV
Rated surge voltage (III/2)	2.5 kV
Rated surge voltage (II/2)	2.5 kV
Rated voltage (III/3)	160 V
Rated voltage (III/2)	160 V
Rated voltage (II/2)	320 V
Connection in acc. with standard	EN-VDE
Nominal current I_N	8 A
Nominal cross section	1.5 mm ²
Maximum load current	8 A
Insulating material	PA
Flammability rating according to UL 94	V0
Internal cylindrical gage	A1
Stripping length	10 mm

Connection data

Conductor cross section solid min.	0.2 mm ²
Conductor cross section solid max.	1.5 mm ²
Conductor cross section flexible min.	0.2 mm ²
Conductor cross section flexible max.	1.5 mm ²
Conductor cross section flexible, with ferrule without plastic sleeve min.	0.25 mm ²
Conductor cross section flexible, with ferrule without plastic sleeve max.	1.5 mm ²
Conductor cross section flexible, with ferrule with plastic sleeve min.	0.25 mm ²
Conductor cross section flexible, with ferrule with plastic sleeve max.	1 mm ²
Conductor cross section AWG min.	24
Conductor cross section AWG max.	16
Minimum AWG according to UL/CUL	24
Maximum AWG according to UL/CUL	16

Specifications for ferrules

Ferrules without insulating collar, according to DIN 46228-1	Cross section: 0.25 mm ² ; Length: 5 mm ... 7 mm
	Cross section: 0.34 mm ² ; Length: 7 mm
	Cross section: 0.5 mm ² ; Length: 8 mm ... 10 mm
	Cross section: 0.75 mm ² ; Length: 8 mm ... 10 mm
	Cross section: 1 mm ² ; Length: 8 mm ... 10 mm
Ferrules with insulating collar, according to DIN 46228-4	Cross section: 1.5 mm ² ; Length: 10 mm
	Cross section: 0.14 mm ² ; Length: 8 mm
	Cross section: 0.34 mm ² ; Length: 8 mm ... 10 mm
	Cross section: 0.5 mm ² ; Length: 8 mm ... 10 mm

Printed-circuit board connector - FMC 1,5/ 2-ST-3,81 - 1745894

Technical data

Specifications for ferrules

	Cross section: 0.75 mm ² ; Length: 8 mm ... 10 mm
	Cross section: 1 mm ² ; Length: 10 mm

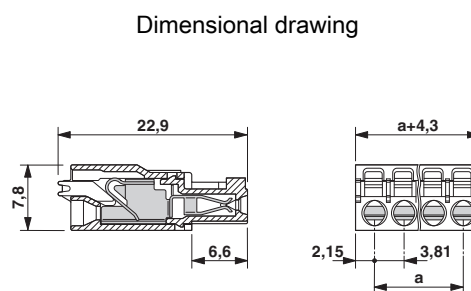
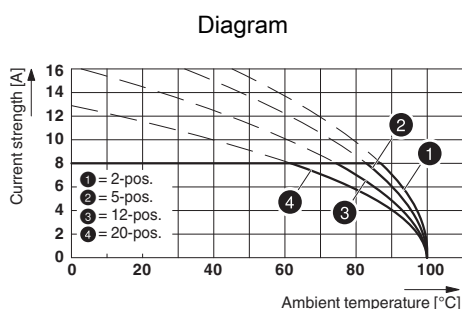
Standards and Regulations

Connection in acc. with standard	EN-VDE
	CUL
Flammability rating according to UL 94	V0

Environmental Product Compliance

China RoHS	Environmentally friendly use period: unlimited = EFUP-e
	No hazardous substances above threshold values

Drawings



Type: FMC 1,5/...-ST-3,81 with MCV 1,5/...-G-3,81 P.. THR

Classifications

eCl@ss

eCl@ss 4.0	272607xx
eCl@ss 4.1	27260701
eCl@ss 5.0	27260701
eCl@ss 5.1	27260701
eCl@ss 6.0	27260704
eCl@ss 7.0	27440402
eCl@ss 8.0	27440309
eCl@ss 9.0	27440309

ETIM

ETIM 3.0	EC001121
ETIM 4.0	EC002638
ETIM 5.0	EC002638
ETIM 6.0	EC002638

Printed-circuit board connector - FMC 1,5/ 2-ST-3,81 - 1745894

Classifications

UNSPSC

UNSPSC 6.01	30211810
UNSPSC 7.0901	39121409
UNSPSC 11	39121409
UNSPSC 12.01	39121409
UNSPSC 13.2	39121409

Approvals


Approvals


Approvals


VDE Gutachten mit Fertigungsüberwachung / IECEE CB Scheme / EAC / cULus Recognized

Ex Approvals

Approval details

VDE Gutachten mit Fertigungsüberwachung		http://www.vde.com/en/Institute/OnlineService/VDE-approved-products/Pages/Online-Search.aspx	40011723
mm ² /AWG/kcmil	0.2-1.5		
Nominal current I _N	8 A		
Nominal voltage U _N	160 V		

IECEE CB Scheme		http://www.iecee.org/	DE1-56063-B1B2
mm ² /AWG/kcmil	0.2-1.5		
Nominal current I _N	8 A		
Nominal voltage U _N	160 V		

EAC		B.01742
-----	---	---------

Printed-circuit board connector - FMC 1,5/ 2-ST-3,81 - 1745894

Approvals

cULus Recognized		http://database.ul.com/cgi-bin/XYV/template/LISEXT/1FRAME/index.htm	E60425-19920306
	B	C	
mm ² /AWG/kcmil	24-16	24-16	
Nominal current I _N	8 A	8 A	
Nominal voltage U _N	300 V	50 V	

Accessories

Accessories

Crimping tool

Crimping pliers - CRIMPFOX 6 - 1212034



Crimping pliers, for ferrules without insulating collar according to DIN 46228 Part 1 and ferrules with insulating collar according to DIN 46228 Part 4, 0.25 mm² ... 6.0 mm², lateral entry, trapezoidal crimp

Labeled terminal marker

Marker card - SK 3,81/2,8:FORTL.ZAHLEN - 0804109



Marker card, Card, white, labeled, Horizontal: Consecutive numbers 1 - 10, 11 - 20, etc. up to 91 - (99)100, Mounting type: Adhesive, for terminal block width: 3.81 mm, Lettering field: 3.81 x 2.8 mm

Screwdriver tools

Screwdriver - SZS 0,4X2,5 VDE - 1205037



Screwdriver, slot-headed, VDE insulated, size: 0.4 x 2.5 x 80 mm, 2-component grip, with non-slip grip

Additional products

Printed-circuit board connector - FMC 1,5/ 2-ST-3,81 - 1745894

Accessories

Base strip - MCV 1,5/ 2-G-3,81 P14 THR - 1707007



Header, Nominal current: 8 A, Rated voltage (III/2): 160 V, Number of positions: 2, Pitch: 3.81 mm, Color: black, Contact surface: Tin, Mounting: THR soldering, User information and design recommendations for through hole reflow technology can be found under "Downloads"

Base strip - MCV 1,5/ 2-G-3,81 P26 THR - 1707421



Header, Nominal current: 8 A, Rated voltage (III/2): 160 V, Number of positions: 2, Pitch: 3.81 mm, Color: black, Contact surface: Tin, Mounting: THR soldering, User information and design recommendations for through hole reflow technology can be found under "Downloads"

Header - MCV 1,5/ 2-G-3,81 P26 THRR32 - 1713554



Header, Nominal current: 8 A, Rated voltage (III/2): 160 V, Number of positions: 2, Pitch: 3.81 mm, Color: black, Contact surface: Tin, Mounting: THR soldering, User information and design recommendations for through hole reflow technology can be found under "Downloads"

Base strip - MCDN 1,5/ 2-G1-3,81 P14THR - 1749337



Header, Nominal current: 8 A, Rated voltage (III/2): 160 V, Number of positions: 2, Pitch: 3.81 mm, Color: black, Contact surface: Tin, Mounting: THR soldering, The pin length is 1.4 mm. User information and design recommendations on Through Hole Reflow Technology can be found at: Downloads".

Base strip - MCDN 1,5/ 3-G1-3,81 P14THR - 1749340



Header, Nominal current: 8 A, Rated voltage (III/2): 160 V, Number of positions: 3, Pitch: 3.81 mm, Color: black, Contact surface: Tin, Mounting: THR soldering, The pin length is 1.4 mm. User information and design recommendations on Through Hole Reflow Technology can be found at: Downloads".

Printed-circuit board connector - FMC 1,5/ 2-ST-3,81 - 1745894

Accessories

Printed-circuit board connector - MCDN 1,5/ 2-G1-3,81 P26THR - 1749528



Header, Nominal current: 8 A, Rated voltage (III/2): 160 V, Number of positions: 2, Pitch: 3.81 mm, Color: black, Contact surface: Tin, Mounting: THR soldering, The pin length is 2.6 mm. User information and design recommendations on Through Hole Reflow Technology can be found at: "Downloads"

Base strip - MCDNV 1,5/ 2-G1-3,81 P14THR - 1750106



Header, Nominal current: 8 A, Rated voltage (III/2): 200 V, Number of positions: 2, Pitch: 3.81 mm, Color: black, Contact surface: Tin, Mounting: THR soldering, The pin length is 1.4 mm. User information and design recommendations on Through Hole Reflow Technology can be found at: "Downloads".

Printed-circuit board connector - MCDNV 1,5/ 2-G1-3,81 P26THR - 1750290



Header, Nominal current: 8 A, Rated voltage (III/2): 200 V, Number of positions: 2, Pitch: 3.81 mm, Color: black, Contact surface: Tin, Mounting: THR soldering, The pin length is 26 mm. User information and design recommendations on Through Hole Reflow Technology can be found at: [http: "Downloads"](#).

Printed-circuit board connector - MC 1,5/ 2-G-3,81 P20 THRR32 - 1782572



Header, Nominal current: 8 A, Rated voltage (III/2): 160 V, Number of positions: 2, Pitch: 3.81 mm, Color: black, Contact surface: Tin, Mounting: THR soldering, User information and design recommendations for through hole reflow technology can be found under "Downloads"

Base strip - MC 1,5/ 2-G-3,81 - 1803277



Header, Nominal current: 8 A, Rated voltage (III/2): 160 V, Number of positions: 2, Pitch: 3.81 mm, Color: green, Contact surface: Tin, Mounting: Wave soldering

Printed-circuit board connector - FMC 1,5/ 2-ST-3,81 - 1745894

Accessories

Base strip - MCV 1,5/ 2-G-3,81 - 1803426



Header, Nominal current: 8 A, Rated voltage (III/2): 160 V, Number of positions: 2, Pitch: 3.81 mm, Color: green, Contact surface: Tin, Mounting: Wave soldering

Base strip - SMC 1,5/ 2-G-3,81 - 1827279



Header, Nominal current: 8 A, Rated voltage (III/2): 160 V, Number of positions: 2, Pitch: 3.81 mm, Color: green, Contact surface: Tin, Mounting: Wave soldering

Base strip - MCD 1,5/ 2-G-3,81 - 1829950



Header, Nominal current: 8 A, Rated voltage (III/2): 160 V, Number of positions: 2, Pitch: 3.81 mm, Color: green, Contact surface: Tin, Mounting: Wave soldering, In combination with MCV plug components, both an MCVW and an MCVR plug must be used.

Base strip - MCDV 1,5/ 2-G-3,81 - 1830402



Header, Nominal current: 8 A, Rated voltage (III/2): 160 V, Number of positions: 2, Pitch: 3.81 mm, Color: green, Contact surface: Tin, Mounting: Wave soldering, In combination with MCV plug components, both an MCVW and an MCVR plug must be used.

Base strip - MCVDU 1,5/ 2-G-3,81 - 1837450



Header, Nominal current: 8 A, Rated voltage (III/2): 160 V, Number of positions: 2, Pitch: 3.81 mm, Color: green, Contact surface: Tin, Mounting: Wave soldering

Printed-circuit board connector - FMC 1,5/ 2-ST-3,81 - 1745894

Accessories

Base strip - MCD 1,5/ 2-G1-3,81 - 1843075



Header, Nominal current: 8 A, Rated voltage (III/2): 160 V, Number of positions: 2, Pitch: 3.81 mm, Color: green, Contact surface: Tin, Mounting: Wave soldering, In combination with MCV plug components, both an MCVW and an MCVR plug must be used.

Base strip - MCDV 1,5/ 2-G1-3,81 - 1847725



Header, Nominal current: 8 A, Rated voltage (III/2): 160 V, Number of positions: 2, Pitch: 3.81 mm, Color: green, Contact surface: Tin, Mounting: Wave soldering, In combination with MCV plug components, both an MCVW and an MCVR plug must be used.

Base strip - EMCV 1,5/ 2-G-3,81 - 1860647



Header, Nominal current: 8 A, Rated voltage (III/2): 160 V, Number of positions: 2, Pitch: 3.81 mm, Color: green, Contact surface: Tin, Mounting: Press-in technology

Base strip - EMC 1,5/ 2-G-3,81 - 1897801



Header, Nominal current: 8 A, Rated voltage (III/2): 160 V, Number of positions: 2, Pitch: 3.81 mm, Color: green, Contact surface: Tin, Mounting: Press-in technology

Base strip - MC 1,5/ 2-G-3,81 THT - 1908761



Header, Nominal current: 8 A, Rated voltage (III/2): 160 V, Number of positions: 2, Pitch: 3.81 mm, Color: black, Contact surface: Tin, Mounting: THR soldering, User information and design recommendations for through hole reflow technology can be found under "Downloads"

Printed-circuit board connector - FMC 1,5/ 2-ST-3,81 - 1745894

Accessories

Base strip - MC 1,5/ 2-G-3,81 THT-R56 - 1943755



Header, Nominal current: 8 A, Rated voltage (III/2): 160 V, Number of positions: 2, Pitch: 3.81 mm, Color: black, Contact surface: Tin, Mounting: THR soldering, User information and design recommendations for through hole reflow technology can be found under "Downloads"

Phoenix Contact 2016 © - all rights reserved
<http://www.phoenixcontact.com>