

Flush-type connector - SACC-DSI-M12MS-17P-M16XL/0,5 - 1411597

Please be informed that the data shown in this PDF Document is generated from our Online Catalog. Please find the complete data in the user's documentation. Our General Terms of Use for Downloads are valid (<http://phoenixcontact.com/download>)




Flush-type connector, Universal, 17-position, PlugLink:M12, A-coded, Rear mounting, M16 x 1.5, Individual wires, Cable length: 0.5 m

The figure shows the 12-pos. product version

Why buy this product

- Easy-to-install, optimized XL housing contour with wrench size 19
- Tightening limitation for the O-ring gasket
- Pre-assembled with litz wires for immediate use
- Customer-specific assemblies and litz wire lengths available
- Sealed on the litz wire side for optimum leak-tightness
- All standard pin assignments and codings for signal, data, and power transmission with a uniform design-in design
- For high transmission safety: shield connection to the housing with optional EMC nut

Key Commercial Data

Packing unit	1 STK
GTIN	 4 046356 935975
GTIN	4046356935975
Weight per Piece (excluding packing)	39.800 g
Custom tariff number	85366990
Country of origin	Germany
Note	Made to Order (non-returnable)

Technical data

Dimensions

Length of cable	0.5 m
-----------------	-------

Ambient conditions

Ambient temperature (operation)	-25 °C ... 85 °C (Plug / socket)
Degree of protection	IP67

Flush-type connector - SACC-DSI-M12MS-17P-M16XL/0,5 - 1411597

Technical data

General

Note	The electrical and mechanical data specified assume that the connector pair is correctly locked and mounted. If the connector is unlocked and if there is a danger of contamination, the connector must be sealed using a protective cap > IP54. Influences arising from litz wires, cables or PCB assembly must also be taken into consideration.
Rated current at 40°C	1.5 A
Rated voltage	30 V
Rated surge voltage	0.8 kV
Number of positions	17
Insulation resistance	≥ 100 MΩ
Coding	A - standard
Standards/regulations	M12 connector IEC 61076-2-101
Signal type/category	Universal
Status display	No
Overvoltage category	II
Degree of pollution	3
Connection method	Individual wires
Insertion/withdrawal cycles	> 100
Torque	0.8 Nm ... 1.3 Nm (Installation-side)
Mounting type	Rear mounting M16 x 1.5 With flat nut
Assembly instructions	Tightening limitation

Material

Flammability rating according to UL 94	V0
Contact material	CuZn
Contact surface material	Au
Contact carrier material	PA 66
Material, knurls	Zinc die-cast, nickel-plated
Sealing material	FKM

Cable

Cable type	TPE litz wire
Conductor cross section	0.14 mm ²
AWG signal line	26
Wire colors	brown, blue, white, green, pink, yellow, black, gray, red, violet, gray/pink, red/blue, white/green, brown/green, white/yellow, yellow/brown, white/gray
Material conductor insulation	TPE
Conductor material	Tin-plated Cu litz wires
Standards/specifications	M12 connector IEC 61076-2-101
Ambient temperature (operation)	-40 °C ... 85 °C (cable, fixed installation)
	-25 °C ... 85 °C (cable, flexible installation)

Standards and Regulations

Flush-type connector - SACC-DSI-M12MS-17P-M16XL/0,5 - 1411597

Technical data

Standards and Regulations

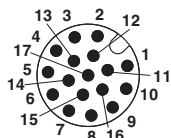
Standard designation	M12 connector
Standards/regulations	IEC 61076-2-101
Flammability rating according to UL 94	V0

Environmental Product Compliance

China RoHS	Environmentally Friendly Use Period = 50
	For details about hazardous substances go to tab "Downloads", Category "Manufacturer's declaration"

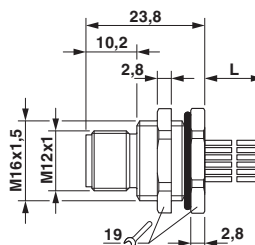
Drawings

Schematic diagram




Pin assignment M12 male connector, 17-pos., male side view

Dimensional drawing



M12 flush-type plug

Circuit diagram



Contact assignment of the M12 plug

Classifications

eCl@ss

eCl@ss 5.1	27143423
eCl@ss 6.0	27279220
eCl@ss 8.0	27440103
eCl@ss 9.0	27440102

ETIM

ETIM 4.0	EC002061
----------	----------

Flush-type connector - SACC-DSI-M12MS-17P-M16XL/0,5 - 1411597

Classifications

ETIM

ETIM 5.0	EC002061
ETIM 6.0	EC002061

UNSPSC

UNSPSC 13.2	39121413
-------------	----------

Approvals

Approvals

Approvals

EAC / cULus Recognized

Ex Approvals

Approval details

EAC		B.01742
-----	--	---------

cULus Recognized		http://database.ul.com/cgi-bin/XYV/template/LISEXT/1FRAME/index.htm E221474-20140616
mm ² /AWG/kcmil	26	
Nominal current I _N	1.5 A	
Nominal voltage U _N	30 V	