

## PCB terminal block - MPT 0,5/ 3-2,54 - 1725669

Please be informed that the data shown in this PDF Document is generated from our Online Catalog. Please find the complete data in the user's documentation. Our General Terms of Use for Downloads are valid (<http://phoenixcontact.com/download>)

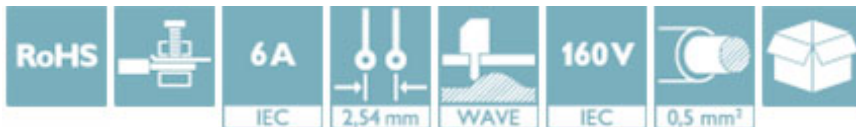
PCB terminal block, Nominal current: 6 A, Nom. voltage: 160 V, Pitch: 2.54 mm, Number of positions: 3, Connection method: Screw connection with tension sleeve, Mounting: Wave soldering, Conductor/PCB connection direction: 0 °, Color: green



The figure shows a 10-position version of the product

### Why buy this product

- Well-known connection principle allows worldwide use
- Low temperature rise, thanks to maximum contact force
- Allows connection of two conductors
- Extremely small design for the respective conductor cross section



### Key Commercial Data

Packing unit	250 STK
GTIN	
GTIN	4017918116262
Weight per Piece (excluding packing)	0.610 g
Custom tariff number	85369010
Country of origin	Germany

### Technical data

#### Dimensions

Length	6.2 mm
Pitch	2.54 mm
Dimension a	5.08 mm
Width	8.08 mm
Constructional height	8.5 mm
Height	12 mm
Length of the solder pin	3.5 mm
Pin dimensions	0,5 x 0,9 mm

# PCB terminal block - MPT 0,5/ 3-2,54 - 1725669

## Technical data

### Dimensions

Hole diameter	1.1 mm
---------------	--------

### General

Range of articles	MPT 0,5
Insulating material group	I
Rated surge voltage (III/3)	1.5 kV
Rated surge voltage (III/2)	1.5 kV
Rated surge voltage (II/2)	2.5 kV
Rated voltage (III/3)	63 V
Rated voltage (III/2)	160 V
Rated voltage (II/2)	320 V
Connection in acc. with standard	EN-VDE
Nominal current $I_N$	6 A
Nominal cross section	0.5 mm <sup>2</sup>
Maximum load current	6 A
Insulating material	PA
Solder pin surface	Sn
Flammability rating according to UL 94	V0
Stripping length	4.5 mm
Number of positions	3
Screw thread	M1,6
Tightening torque, min	0.12 Nm
Tightening torque max	0.15 Nm

### Connection data

Conductor cross section solid min.	0.14 mm <sup>2</sup>
Conductor cross section solid max.	0.5 mm <sup>2</sup>
Conductor cross section flexible min.	0.14 mm <sup>2</sup>
Conductor cross section flexible max.	0.5 mm <sup>2</sup>
Conductor cross section flexible, with ferrule without plastic sleeve min.	0.25 mm <sup>2</sup>
Conductor cross section flexible, with ferrule without plastic sleeve max.	0.34 mm <sup>2</sup>
Conductor cross section flexible, with ferrule with plastic sleeve min.	0.25 mm <sup>2</sup>
Conductor cross section flexible, with ferrule with plastic sleeve max.	0.34 mm <sup>2</sup>
Conductor cross section AWG min.	26
Conductor cross section AWG max.	20
2 conductors with same cross section, solid min.	0.14 mm <sup>2</sup>
2 conductors with same cross section, solid max.	0.34 mm <sup>2</sup>
2 conductors with same cross section, stranded min.	0.14 mm <sup>2</sup>
2 conductors with same cross section, stranded max.	0.34 mm <sup>2</sup>

### Standards and Regulations

Connection in acc. with standard	EN-VDE
----------------------------------	--------

# PCB terminal block - MPT 0,5/ 3-2,54 - 1725669

## Technical data

### Standards and Regulations

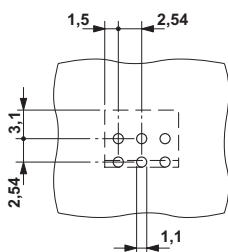
	CSA
Flammability rating according to UL 94	V0

### Environmental Product Compliance

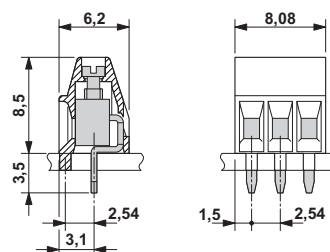
China RoHS	Environmentally Friendly Use Period = 50
	For details about hazardous substances go to tab "Downloads", Category "Manufacturer's declaration"

## Drawings

Drilling diagram



Dimensional drawing



The 2 and 3-pos. versions have an additional locating pin (1.5 mm long) to support the mechanical load.

## Classifications

### eCl@ss

eCl@ss 4.0	27141109
eCl@ss 4.1	27141109
eCl@ss 5.0	27141190
eCl@ss 5.1	27141190
eCl@ss 6.0	27261101
eCl@ss 7.0	27440401
eCl@ss 8.0	27440401
eCl@ss 9.0	27440401

### ETIM

ETIM 3.0	EC001121
ETIM 4.0	EC002643
ETIM 5.0	EC002643
ETIM 6.0	EC002643

### UNSPSC

UNSPSC 6.01	30211801
UNSPSC 7.0901	39121432
UNSPSC 11	39121432

# PCB terminal block - MPT 0,5/ 3-2,54 - 1725669

## Classifications

### UNSPSC

UNSPSC 12.01	39121432
UNSPSC 13.2	39121432

## Approvals

### Approvals

---

### Approvals


CSA / EAC / cULus Recognized

---


### Ex Approvals

---

## Approval details

CSA		<a href="http://www.csagroup.org/services/testing-and-certification/certified-product-listing/">http://www.csagroup.org/services/testing-and-certification/certified-product-listing/</a>	13631
		B	
mm <sup>2</sup> /AWG/kcmil		28-20	
Nominal current IN		6 A	
Nominal voltage UN		125 V	

EAC			B.01742
-----	---	--	---------

cULus Recognized		<a href="http://database.ul.com/cgi-bin/XYV/template/LISEXT/1FRAME/index.htm">http://database.ul.com/cgi-bin/XYV/template/LISEXT/1FRAME/index.htm</a>	E60425-19770427
		B	
mm <sup>2</sup> /AWG/kcmil		30-20	
Nominal current IN		6 A	
Nominal voltage UN		125 V	

## Accessories

### Accessories

Labeled terminal marker

## PCB terminal block - MPT 0,5/ 3-2,54 - 1725669

### Accessories

Marker card - SK 2,54/2,8:FORTL.ZAHLEN - 0804853



Marker card, Card, white, labeled, Horizontal: Consecutive numbers 1 - 10, 11 - 20, etc. up to 91 - 99, Mounting type: Adhesive, for terminal block width: 2.54 mm, Lettering field: 2.54 x 2.8 mm

---

### Marker pen

Marker pen - B-STIFT - 1051993



Marker pen, for manual labeling of unprinted Zack strips, smear-proof and waterproof, line thickness 0.5 mm

---

### Screwdriver tools

Screwdriver - SZS 0,4X2,0 - 1205202



Micro screwdriver, bladed, size: 0.4 x 2.0 x 60 mm, 2-component grip, with non-slip grip and twist cap

---

### Terminal marking

Marker card - SK U/2,8 WH:UNBEDRUCKT - 0803883



Marker card, Sheet, white, unlabeled, can be labeled with: Plotter, Office printing systems, Mounting type: Adhesive, Lettering field: 186 x 2.8 mm