

D-SUB bus connector - SUBCON-PLUS-PROFIB/AX - 2744377

Please be informed that the data shown in this PDF Document is generated from our Online Catalog. Please find the complete data in the user's documentation. Our General Terms of Use for Downloads are valid (<http://phoenixcontact.com/download>)



D-SUB connector, 9-pos., male connector, axial version with two cable entries, bus system: PROFIBUS DP up to 12 Mbps, termination resistor can be switched on via slide switch, pin assignment: 3, 5, 6, 8; spring-cage connection terminal blocks



Key Commercial Data

Packing unit	1 STK
GTIN	 4 017918 818135
GTIN	4017918818135
Weight per Piece (excluding packing)	54.500 g
Custom tariff number	85366990
Country of origin	Germany

Technical data

Dimensions

Max. cable diameter	8.4 mm
Min. cable diameter	7.6 mm
Width	17 mm
Height	31.5 mm
Length	58.2 mm

Ambient conditions

Ambient temperature (operation)	-20 °C ... 75 °C
Ambient temperature (storage/transport)	-25 °C ... 80 °C
Altitude	5000 m (For restrictions see manufacturer's declaration)

General

Nominal voltage U_N	5 V
Nominal current I_N	100 mA
Bus system	PROFIBUS DP
Signal	PROFIBUS
Insertion/withdrawal cycles	> 200

D-SUB bus connector - SUBCON-PLUS-PROFIB/AX - 2744377

Technical data

General

SUBCON fixing screws	4-40 UNC
Tightening torque	0.4 Nm
Housing material	ABS, metal-plated
Pin assignment	3, 5, 6, 8
MTTF	6706 Years (SN 29500 standard, temperature 25°C, operating cycle 21 % (5 days a week, 8 hours a day))
	1817 Years (SN 29500 standard, temperature 40 °C, operating cycle 34.25 % (5 days a week, 12 hours a day))
	155 Years (SN 29500 standard, temperature 40°C, operating cycle 100 % (7 days a week, 24 hours a day))

Connection data

Connection	D-SUB connection
Number of positions	9
Connection method	D-SUB connector
Termination resistor	390 Ω
	220 Ω
	390 Ω (Can be connected externally)
Torque	0.4 Nm
Connection	PCB connection
Connection method	Spring-cage connection
Conductor cross section solid min.	0.12 mm ²
Conductor cross section solid max.	0.5 mm ²
Conductor cross section AWG min.	26
Conductor cross section AWG max.	20
Stripping length	9 mm
Torque	0.4 Nm

Standards and Regulations

Free from substances that could impair the application of coating	according to P-VW 3.10.7 57 65 0 VW-AUDI-Seat central standard
Connection in acc. with standard	CUL
ATEX	# II 3 G Ex nA IIC T4 Gc X

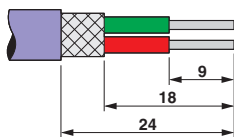
Environmental Product Compliance

China RoHS	Environmentally friendly use period: unlimited = EFUP-e
	No hazardous substances above threshold values

Drawings

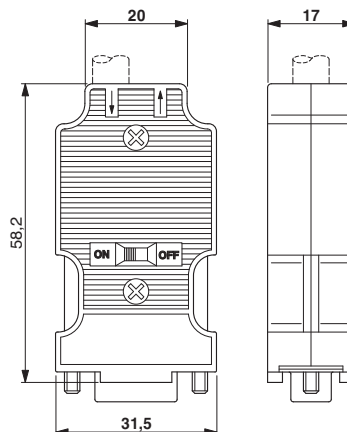
D-SUB bus connector - SUBCON-PLUS-PROFIB/AX - 2744377

Schematic diagram

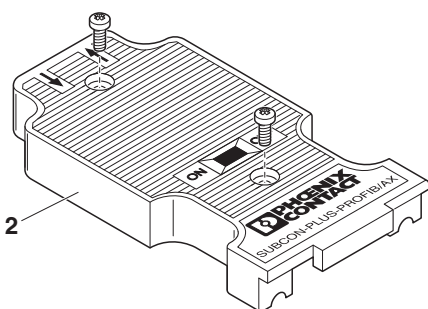


Stripping specifications

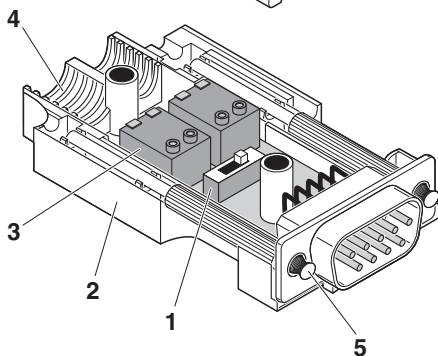
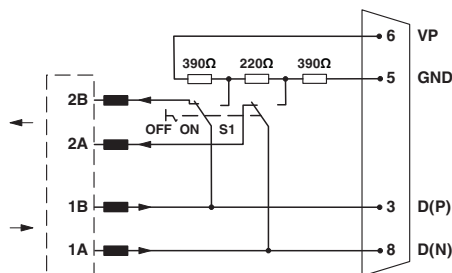
Dimensional drawing



Schematic diagram



Circuit diagram



Functional diagram of the connector range SUBCON-PLUS-PROFIB/...

Classifications

eCl@ss

eCl@ss 4.0	27140816
eCl@ss 4.1	27140816
eCl@ss 5.0	27143424
eCl@ss 5.1	27143424
eCl@ss 6.0	27143424
eCl@ss 7.0	27440209
eCl@ss 8.0	27440302

D-SUB bus connector - SUBCON-PLUS-PROFIB/AX - 2744377

Classifications

eCl@ss

eCl@ss 9.0	27440302
------------	----------

ETIM

ETIM 2.0	EC001132
ETIM 3.0	EC001132
ETIM 4.0	EC001132
ETIM 5.0	EC001132
ETIM 6.0	EC001132

UNSPSC

UNSPSC 6.01	30211802
UNSPSC 7.0901	39121402
UNSPSC 11	39121402
UNSPSC 12.01	39121402
UNSPSC 13.2	39121522

Approvals

Approvals

Approvals

UL Recognized / cUL Recognized / CSA / EAC / cULus Recognized


Ex Approvals

ATEX

Approval details

UL Recognized		http://database.ul.com/cgi-bin/XYV/template/LISEXT/1FRAME/index.htm	FILE E 238705
---------------	---	---	---------------

cUL Recognized		http://database.ul.com/cgi-bin/XYV/template/LISEXT/1FRAME/index.htm	FILE E 238705
----------------	---	---	---------------

CSA		http://www.csagroup.org/services/testing-and-certification/certified-product-listing/	2437602
-----	---	---	---------

D-SUB bus connector - SUBCON-PLUS-PROFIB/AX - 2744377

Approvals

EAC		EAC-Zulassung
-----	--	---------------

cULus Recognized		http://database.ul.com/cgi-bin/XYV/template/LISEXT/1FRAME/index.htm
------------------	--	---

Accessories

Accessories

Data cable by the meter

Bus system cable - PSM-CABLE-PROFIB/FC - 2744652



PROFIBUS cable, Fast Connect type, up to 12 Mbps (02YSY (ST)CY 1x2x22 AWG)

Data plug

D-SUB bus connector - SUBCON-PLUS-PROFIB/PG/SC2 - 2708245



D-SUB connector, 9-pos., male connector, cable entry < 35°, bus system: PROFIBUS DP up to 12 Mbps with PG D-SUB socket for connecting a programming device, termination resistor can be switched on via slide switch, pin assignment: 3, 5, 6, 8; screw connection terminal blocks

D-SUB bus connector - SUBCON-PLUS-PROFIB/90/PG/IDC - 2313685



D-SUB connector, 9-pos., male connector, cable entry < 90°, bus system: PROFIBUS DP up to 12 Mbps with PG D-SUB socket for connecting a programming device, termination resistor can be switched on via slide switch, pin assignment: 3, 5, 6, 8; IDC terminal block connection

D-SUB bus connector - SUBCON-PLUS-PROFIB/AX/SC - 2744380



D-SUB connector, 9-pos., male connector, axial version with two cable entries, bus system: PROFIBUS DP up to 12 Mbps, termination resistor can be switched on via slide switch, pin assignment: 3, 5, 6, 8; screw connection terminal blocks

D-SUB bus connector - SUBCON-PLUS-PROFIB/AX - 2744377

Accessories

Screwdriver tools

Screwdriver - SZF 0-0,4X2,5 - 1204504



Actuation tool, for ST terminal blocks, also suitable for use as a bladed screwdriver, size: 0.4 x 2.5 x 75 mm, 2-component grip, with non-slip grip

Screwdriver - SZK PH1 VDE - 1205150



Screwdriver, PH crosshead, VDE insulated, size: PH 1 x 80 mm, 2-component grip, with non-slip grip

Stripping tool

Stripping pliers - QUICK WIREFOX 6 - 1204384



Stripping tool for cables with PVC insulation, stripping range: 0.08 to 6 mm², wire cutting up to 6 mm² flexible or 4 mm² rigid

Stripping tool - PSM-STRIP-FC/PROFIB - 2744623



Quick stripping tool for PROFIBUS cable, type Fast Connect

Terminal resistor

Termination resistor - PSI-TERMINATOR-PB-TBUS - 2702636



Active termination resistor for PROFIBUS and RS-485 bus systems, redundant power supply, routing of the supply voltage via DIN rail connector, electrical isolation, switchable termination, integrated programming interface
