

Transient Voltage Suppressor

SMCJ5.0 - SMCJ188CA



Features:

- Glass passivated junction
- Low incremental surge resistance, excellent clamping capability
- 1,500W peak pulse power capability with a 10/1,000 μ s waveform, repetition rate (duty cycle): 0.01%
- Very fast response time
- High temperature soldering guaranteed : 250°C/10 secs at terminals

Mechanical Data:

- Case : JEDEC DO-214AB moulded plastic over glass passivated junction
- Polarity : For uni-directional types the colour band denotes the cathode, which is positive with respect to the anode under normal TVS operation
- Weight : 0.007 ounces, 0.21 grams
- Flammability : epoxy is rated UL 94V-0

Devices for Bidirectional Applications:

For bi-directional devices, use suffix C or CA (eg SMCJ10C, SMCJ10CA). Electrical characteristics apply in both directions. No colour band on bi-directional devices.

Maximum Ratings & Characteristics: Tamb = 25°C, unless otherwise specified.

Description	Symbol	Value	Unit
Peak power dissipation with a 10/1,000 μ s waveform (Note1 & 2, Fig 1)	P _{PPM}	1.500 (Min.)	W
Peak pulse current with a 10/1,000 μ s waveform (Note1)	I _{PPM}	See table below	A
Peak forward surge current, 8.3ms single half sine-wave unidirectional only (Note 2)	I _{FSM}	200	A
Typical thermal resistance, junction to ambient (Note 3)	R _{thJA}	100	°C/W
Typical thermal resistance, junction to lead	R _{thJL}	20	°C/W
Operational junction and storage temperature range	T _J , T _{STG}	-55 to +150	°C

Notes:

1. Non-repetitive current pulses, per fig.3 and derated above TA = 25°C per fig.2
2. Mounted on 0.2 × 0.2" (5.0 × 5.0mm) copper pads to each terminal
3. Mounted on minimum recommended pad layout

Electrical Characteristics: Tamb = 25°C Unless otherwise specified V_F = 3.5V @ I_F = 50A (uni-directional only)

Type: Part No add C for Bi-directional	Alternative Device Marking		Reverse Stand-off Voltage V _{WM}	V _(BR)			I _{RM} @V _{WM}	I _{PPM}	V _C @ I _{PPM}
	UNI	BI	V	Min (V)	Max (V)	mA (@I _T)	μ A	A	V
SMCJ5.0 (C)	GDD	BDD	5	6.4	7.82	10	800	62.5	9.6
SMCJ5.0 (C)A	DGE	BGE	5	6.4	7.07	10	800	65.2	9.2
SMCJ6.0 (C)	GDF	BDF	6	6.67	8.15	10	800	52.6	11.4
SMCJ6.0 (C)A	GDG	BDG	6	6.67	8.15	10	800	58.3	10.3

Parts may be marked with full part number **OR** Device marking code depending on production criteria.

Transient Voltage Suppressor

SMCJ5.0 - SMCJ188CA



Type: Part No add C for Bi-directional	Alternative Device Marking		Reverse Stand-off Voltage V _{WM}	V _(BR)			I _{RM} @V _{WM}	I _{PPM}	V _C @ I _{PPM}
	UNI	BI	V	Min (V)	Max (V)	mA (@I _T)	µA	A	V
SMCJ6.5 (C)	GDH	BDH	6.5	7.22	8.82	10	500	48.8	12.3
SMCJ6.5 (C)A	GDK	BDK	6.5	7.22	7.98	10	500	53.6	11.2
SMCJ7.0 (C)	GDL	BDL	7	7.78	9.51	10	200	45.1	13.3
SMCJ7.0 (C)A	GDM	BDM	7	7.78	8.6	10	200	50	12
SMCJ7.5 (C)	GDN	BDN	7.5	8.33	10.2	1	100	42	14.3
SMCJ7.5 (C)A	GDP	BDP	0.5	8.33	9.21	1	100	46.5	12.9
SMCJ8.0 (C)	GDQ	BDQ	8	8.89	10.9	1	50	40	15
SMCJ8.0 (C)A	GDR	BDR	8	8.89	9.83	1	50	44.1	13.6
SMCJ8.5 (C)	GDS	BDS	8.5	9.44	11.5	1	20	37.7	15.9
SMCJ8.5 (C)A	GDT	BDT	8.5	9.44	10.4	1	20	41.7	14.4
SMCJ9.0 (C)	GDU	BDU	9	10	12.2	1	10	35.5	16.9
SMCJ9.0 (C)A	GDV	BDV	9	10	11.1	1	10	39	15.4
SMCJ10 (C)	GDW	BDW	10	11.1	13.6	1	5	31.9	18.8
SMCJ10 (C)A	GDX	BDX	10	11.1	12.3	1	5	35.3	17
SMCJ11 (C)	GDY	BDY	11	12.2	14.9	1	5	29.9	20.1
SMCJ11 (C)A	GDZ	BDZ	11	12.2	13.5	1	5	33	18.2
SMCJ12 (C)	GED	BED	12	13.3	16.2	1	5	27.3	22
SMCJ12 (C)A	GEE	BEE	12	13.3	14.7	1	5	30.2	19.9
SMCJ13 (C)	GEF	BEF	13	14.4	17.6	1	5	25.2	23.8
SMCJ13 (C)A	GEG	BEG	13	14.4	15.9	1	5	27.9	21.5
SMCJ14 (C)	GEH	BEH	14	15.6	19.1	1	5	23.3	25.8
SMCJ14 (C)A	GEK	BEK	14	15.6	17.2	1	5	25.9	23.2
SMCJ15 (C)	GEL	BEL	15	16.7	20.4	1	5	22.3	26.9
SMCJ15 (C)A	GEM	BEM	15	16.7	18.5	1	5	24.6	24.4
SMCJ16 (C)	GEN	BEN	16	17.8	21.8	1	5	20.8	28.8
SMCJ16 (C)A	GEP	BEP	16	17.8	19.7	1	5	23.1	26
SMCJ17 (C)	GEQ	BEQ	17	18.9	23.1	1	5	19.7	30.5
SMCJ17 (C)A	GER	BER	17	18.9	20.9	1	5	21.7	27.6
SMCJ18 (C)	GES	BES	18	20	24.4	1	5	18.6	32.2
SMCJ18 (C)A	GET	BET	18	20	22.1	1	5	20.5	29.2
SMCJ20 (C)	GEU	BEU	20	22.2	27.1	1	5	16.8	35.8
SMCJ20 (C)A	GEV	BEV	20	22.2	24.5	1	5	18.5	32.4
SMCJ22 (C)	GEW	BEW	22	24.4	29.8	1	5	15.2	39.4
SMCJ22 (C)A	GEX	BEX	22	24.4	26.9	1	5	16.9	35.5
SMCJ24 (C)	GEY	BEY	24	26.7	32.6	1	5	14	43

Parts may be marked with full part number **OR** Device marking code depending on production criteria.

Transient Voltage Suppressor

SMCJ5.0 - SMCJ188CA



Type: Part No add C for Bi-directional	Alternative Device Marking		Reverse Stand-off Voltage V _{WM}	V _(BR)			I _{RM} @V _{WM}	I _{PPM}	V _C @ I _{PPM}
	UNI	BI	V	Min (V)	Max (V)	mA (@I _T)	µA	A	V
SMCJ24 (C)A	GEZ	BEZ	24	26.7	29.5	1	5	15.4	38.9
SMCJ26 (C)	GFD	BFD	26	28.9	35.3	1	5	12.9	46.6
SMCJ26 (C)A	GFE	BFE	26	28.9	31.9	1	5	14.3	42.1
SMCJ28 (C)	GFF	BFF	28	31.1	38	1	5	12	50
SMCJ28 (C)A	GFG	BFG	28	31.1	34.4	1	5	13.2	45.4
SMCJ30 (C)	GFH	BFH	30	33.3	40.7	1	5	11.2	53.5
SMCJ30 (C)A	GFK	BFK	30	33.3	36.8	1	5	12.4	48.4
SMCJ33 (C)	GFL	BFL	33	36.7	44.9	1	5	10.2	59
SMCJ33 (C)A	GFM	BFM	33	36.7	40.6	1	5	11.3	53.3
SMCJ36 (C)	GFN	BFN	36	40	48.9	1	5	9.3	64.3
SMCJ36 (C)A	GFP	BFP	36	40	44.2	1	5	10.3	58.1
SMCJ40 (C)	GFQ	BFQ	40	44.4	54.3	1	5	8.4	71.4
SMCJ40 (C)A	GFR	BFR	40	44.4	49.1	1	5	9.3	64.5
SMCJ43 (C)	GFS	BFS	43	47.8	58.4	1	5	7.8	76.7
SMCJ43 (C)A	GFT	BFT	43	47.8	52.8	1	5	8.6	69.4
SMCJ45 (C)	GFU	BFU	45	50	61.1	1	5	7.5	80.3
SMCJ45 (C)A	GFV	BFV	45	50	55.3	1	5	8.3	72.7
SMCJ48 (C)	GEH	BEH	48	53.3	65.1	1	5	7	85.5
SMCJ48 (C)A	GEK	BEK	48	53.3	58.9	1	5	7.8	77.4
SMCJ51 (C)	GEL	BEL	51	56.7	69.3	1	5	6.6	91.1
SMCJ51 (C)A	GEM	BEM	51	56.7	62.7	1	5	7.3	82.4
SMCJ54 (C)	GFW	BFW	54	60	73.3	1	5	6.2	96.3
SMCJ54 (C)A	GFX	BFX	54	60	66.3	1	5	6.9	87.1
SMCJ58 (C)	GFY	BFY	58	64.4	78.7	1	5	5.8	103
SMCJ58 (C)A	GFZ	BFZ	58	64.4	71.2	1	5	6.4	93.6
SMCJ60 (C)	GGD	BGD	60	66.7	81.5	1	5	5.6	107
SMCJ60 (C)A	GGE	BGE	60	66.7	73.7	1	5	6.2	96.8
SMCJ64 (C)	GGF	BGF	64	71.1	86.9	1	5	5.3	114
SMCJ64 (C)A	GGG	BGG	64	71.1	78.6	1	5	5.8	103
SMCJ70 (C)	GGH	BGH	70	77.8	95.1	1	5	4.8	125
SMCJ70 (C)A	GGK	BGK	70	77.8	86	1	5	5.3	113
SMCJ75 (C)	GGL	BGL	75	83.3	102	1	5	4.5	134
SMCJ75 (C)A	GGM	BGM	75	83.3	92.1	1	5	5	121
SMCJ78 (C)	GGN	BGN	78	86.7	106	1	5	4.3	139
SMCJ78 (C)A	GGP	BGP	78	86.7	95.8	1	5	4.8	126

Parts may be marked with full part number **OR** Device marking code depending on production criteria.

Transient Voltage Suppressor SMCJ5.0 - SMCJ188CA



Type: Part No add C for Bi-directional	Alternative Device Marking		Reverse Stand-off Voltage V_{WM}	$V_{(BR)}$			I_{RM} @ V_{WM}	I_{PPM}	V_C @ I_{PPM}
	UNI	BI		V	Min (V)	Max (V)			
SMCJ85 (C)	GGQ	BGQ	85	94.4	115	1	5	4	151
SMCJ85 (C)A	GGR	BGR	85	94.4	104	1	5	4.4	137
SMCJ90 (C)	GGG	BGS	90	100	122	1	5	3.8	160
SMCJ90 (C)A	GGT	BGT	90	100	111	1	5	4.1	146
SMCJ100 (C)	GGU	BGU	100	111	136	1	5	3.4	179
SMCJ100 (C)A	GGV	BGV	100	111	123	1	5	3.7	162
SMCJ110 (C)	GGW	BGW	110	122	149	1	5	3.1	196
SMCJ110 (C)A	GGX	BGX	110	122	135	1	5	3.4	177
SMCJ120 (C)	GGY	BGY	120	133	163	1	5	2.8	214
SMCJ120 (C)A	GGZ	BGZ	120	133	147	1	5	3.1	193
SMCJ130 (C)	GHD	BHD	130	144	176	1	5	2.6	231
SMCJ130 (C)A	GHE	BHE	130	144	159	1	5	2.9	209
SMCJ150 (C)	GHF	BHF	150	167	204	1	5	2.2	268
SMCJ150 (C)A	GHG	BHG	150	167	185	1	5	2.5	243
SMCJ160 (C)	GHH	BHH	160	178	218	1	5	2.1	287
SMCJ160 (C)A	GHK	BHK	160	178	197	1	5	2.3	259
SMCJ170 (C)	GHL	BHL	170	189	231	1	5	2	304
SMCJ170 (C)A	GHM	BHM	170	189	209	1	5	2.2	275
SMCJ188 (C)	GHN	BHN	168	209	255	1	5	1.7	344
SMCJ188 (C)A	GHP	BHP	188	209	231	1	5	2	328

Parts may be marked with full part number OR Device marking code depending on production criteria.

Transient Voltage Suppressor: SMCJ5.0 - SMCJ188CA

Ratings & Characteristic Curves

FIG.1 – PEAK PULSE POWER RATING CURVE

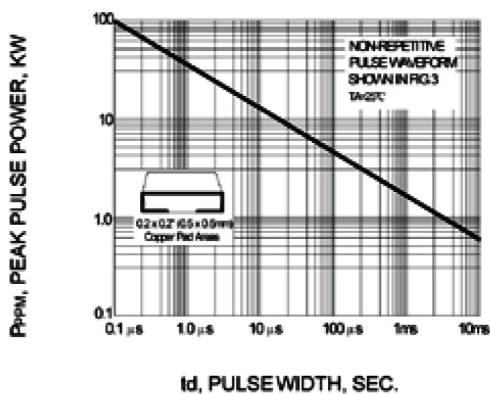
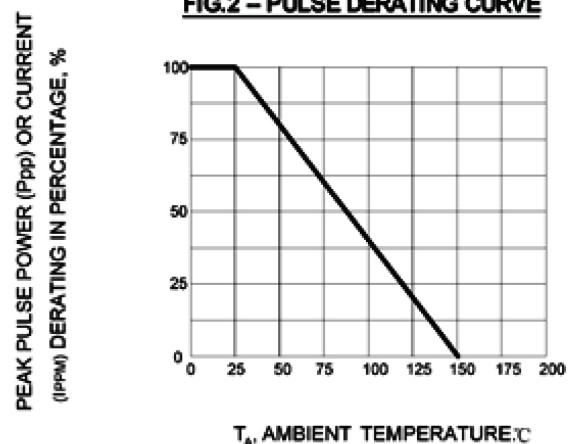


FIG.2 – PULSE DERATING CURVE



Transient Voltage Suppressor SMCJ5.0 - SMCJ188CA



FIG.3 – PULSE WAVEFORM

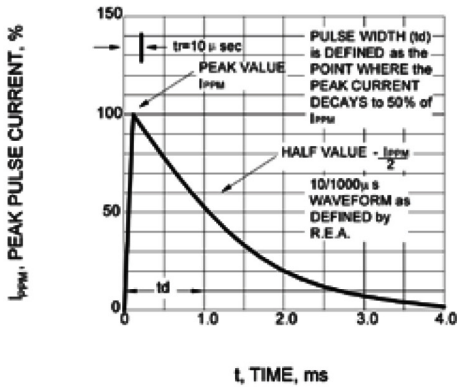


FIG.4 – TYPICAL JUNCTION CAPACITANCE UNIDIRECTIONAL

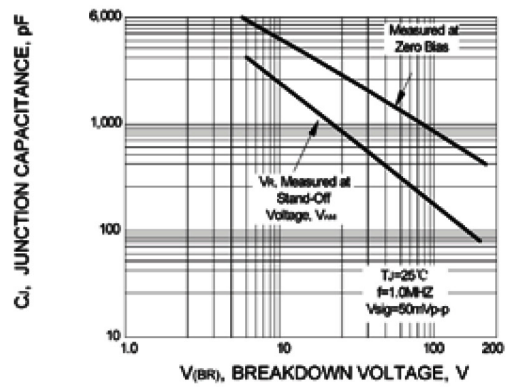


FIG.5 – TYPICAL TRANSIENT THERMAL IMPEDANCE

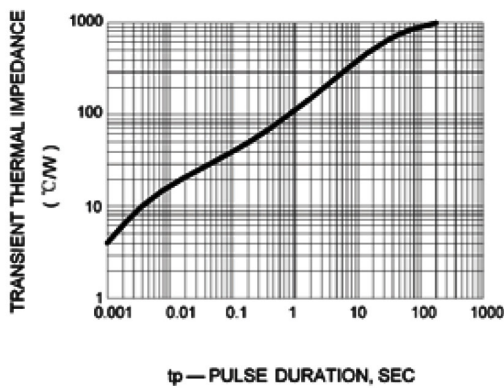
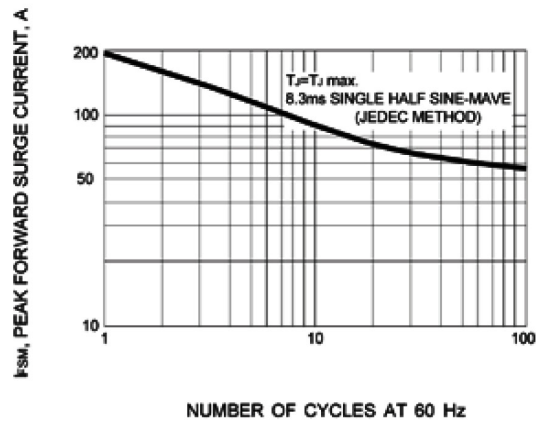
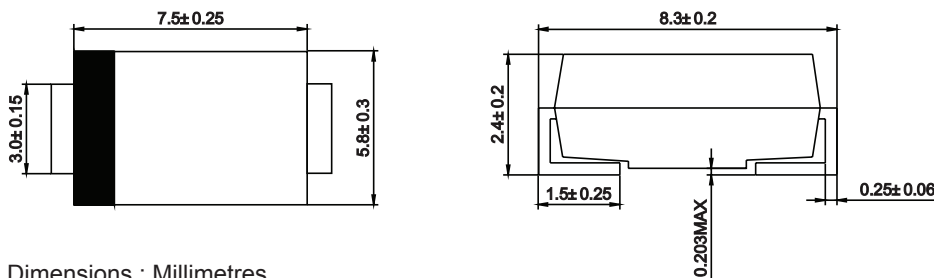


FIG.6 – MAXIMUM NON-REPETITIVE PEAK FORWARD SURGE CURRENT



DO-214AB(SMC)



Dimensions : Millimetres

Important Notice : This data sheet and its contents (the "Information") belong to the members of the Premier Farnell group of companies (the "Group") or are licensed to it. No licence is granted for the use of it other than for information purposes in connection with the products to which it relates. No licence of any intellectual property rights is granted. The Information is subject to change without notice and replaces all data sheets previously supplied. The Information supplied is believed to be accurate but the Group assumes no responsibility for its accuracy or completeness, any error in or omission from it or for any use made of it. Users of this data sheet should check for themselves the Information and the suitability of the products for their purpose and not make any assumptions based on information included or omitted. Liability for loss or damage resulting from any reliance on the Information or use of it (including liability resulting from negligence or where the Group was aware of the possibility of such loss or damage arising) is excluded. This will not operate to limit or restrict the Group's liability for death or personal injury resulting from its negligence. Multicomp is the registered trademark of the Group. © Premier Farnell plc 2012.

www.element14.com
www.farnell.com
www.newark.com

