

Bridge Rectifier Diode



RoHS
Compliant



Features:

- Plastic material
- Integrally moulded heatsink provide very low thermal resistance for maximum heat dissipation
- Surge overload ratings from 300 to 400A
- Terminals solderable per MIL-STD-202, method 208 (for wire type)
- Typical I_R less than 0.2 μ A
- High temperature soldering guaranteed : 260°C / 10 seconds 0.375 inches (9.5mm) lead lengths (for wire type)
- Isolated voltage from case to lead over 2,500V

Maximum Ratings and Electrical Characteristics

Rating at 25°C ambient temperature unless otherwise specified
Single phase, half wave, 60Hz, resistive or inductive load
For capacitive load, derate current by 20%

Characteristics		Symbol	Values	Units
Max. Recurrent Peak Reverse Voltage		V_{RRM}	800	V
Max. RMS Voltage		V_{RMS}	560	
Max. DC Blocking Voltage		V_{DC}	800	
Maximum Average Forward Rectified Current at $T_c = 55^\circ\text{C}$	GBPC25	$I_{(AV)}$	25	A
Peak Forward Surge Current, Single Sine-wave Superimposed on Rated Load (JEDEC method)	GBPC25	I_{FSM}	300	
Maximum Instantaneous Forward Voltage Drop Per Element at Specified Current	GBPC25 12.5 A	V_F	1.1	V
Maximum DC Reverse Current at Rated DC Blocking Voltage per Element		I_R	5	mA
Typical Thermal Resistance (Note 1)		$R_{\theta JC}$	1.5	°C / W
Operating and Storage Temperature Range		T_J, T_{STG}	-50 to +150	°C

- Notes:** 1. Thermal Resistance from Junction to Case
2. Suffix "W" - Wire Lead Structure

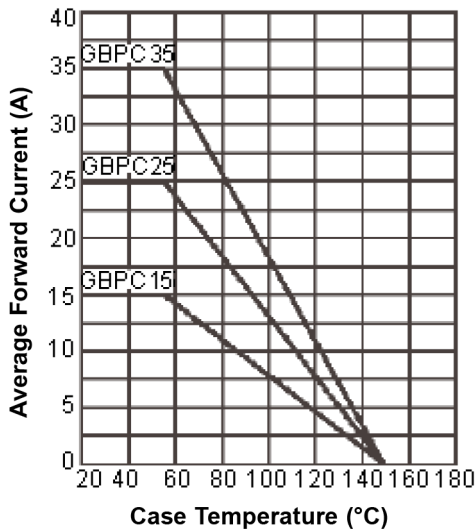


Bridge Rectifier Diode

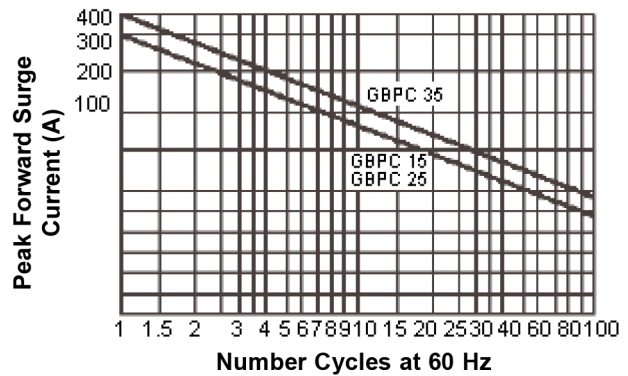


Ratings and Characteristic Curves

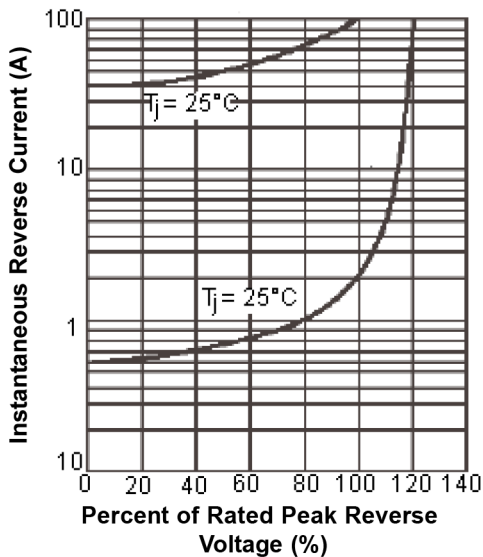
Maximum Forward Current Derating Curve



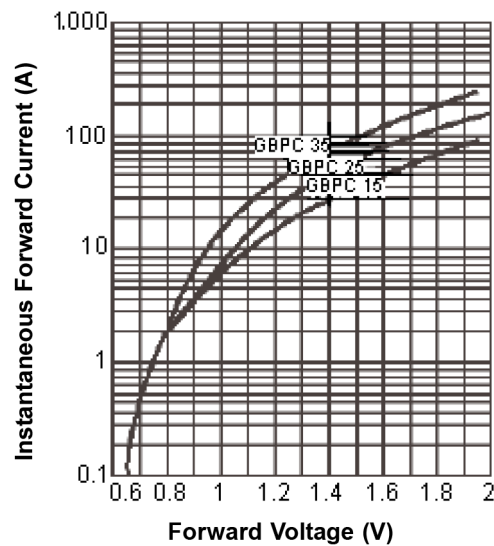
Maximum Non-Repetitive Forward Surge Current Per Bridge Element



Typical Reverse Characteristics Per Bridge Element



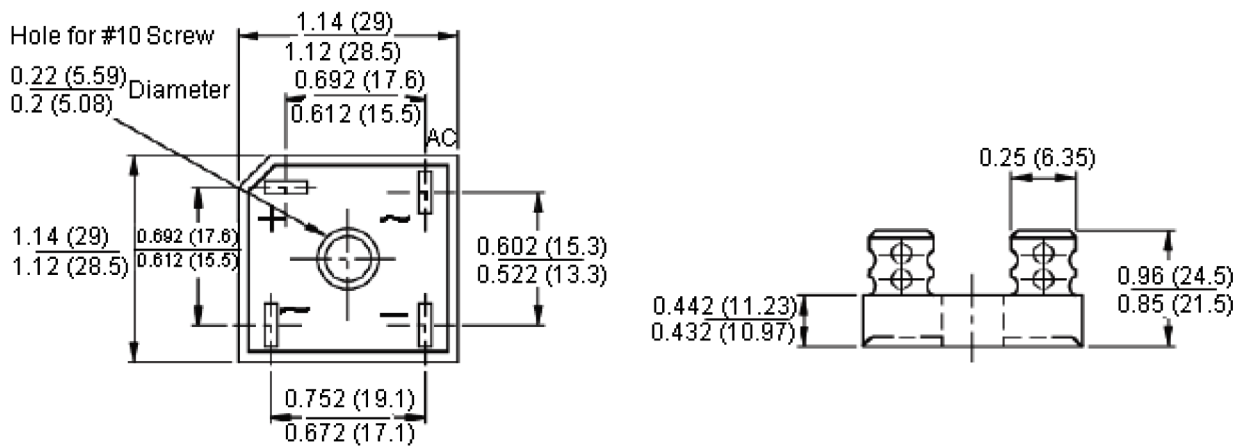
Typical Forward Characteristics Per Bridge Element



Bridge Rectifier Diode



Dimensions:



Dimensions : Inches (Millimetres)

Part Number Table

Description	Part Number
Bridge Rectifier, Single, 25A, 800V	GBPC2508+

Important Notice : This data sheet and its contents (the "Information") belong to the members of the Premier Farnell group of companies (the "Group") or are licensed to it. No licence is granted for the use of it other than for information purposes in connection with the products to which it relates. No licence of any intellectual property rights is granted. The Information is subject to change without notice and replaces all data sheets previously supplied. The Information supplied is believed to be accurate but the Group assumes no responsibility for its accuracy or completeness, any error in or omission from it or for any use made of it. Users of this data sheet should check for themselves the Information and the suitability of the products for their purpose and not make any assumptions based on information included or omitted. Liability for loss or damage resulting from any reliance on the Information or use of it (including liability resulting from negligence or where the Group was aware of the possibility of such loss or damage arising) is excluded. This will not operate to limit or restrict the Group's liability for death or personal injury resulting from its negligence. Multicomp is the registered trademark of the Group. © Premier Farnell Limited 2016.

www.element14.com
www.farnell.com
www.newark.com

