

XUBLBPCNL2R

photo-electric sensor - XUB - receiver - laser - Sn 100m - 12..24VDC - cable 2m



Main

Range of product	OsiSense XU
Series name	Application material handling
Electronic sensor type	Photo-electric sensor receiver
Sensor name	XUB
Sensor design	Cylindrical M18
Detection system	Thru beam
Material	Metal
Type of output signal	Discrete
Supply circuit type	DC
Wiring technique	3-wire
Discrete output type	PNP
Discrete output function	1 NO or 1 NC programmable
Electrical connection	Cable
Cable length	2 m
Product specific application	-
Emission	Red laser thru beam (class 1), wavelength: 670 nm conforming to IEC 60825-1
[Sn] nominal sensing distance	0...100 m thru beam need a transmitter XUBLBPCNL2T

Buy online

Complementary

Enclosure material	Nickel plated brass
Lens material	PMMA
Output type	Solid state
Wire insulation material	PvR
Status LED	1 LED (green) for supply on 1 LED (red) for stability 1 LED (yellow) for output state
[Us] rated supply voltage	12...24 V DC with reverse polarity protection
Supply voltage limits	10...30 V DC
Switching capacity in mA	<= 100 mA (overload and short-circuit protection)
Switching frequency	<= 1500 Hz
Voltage drop	<= 1.5 V (closed state)
Current consumption	25 mA (no-load)
Delay first up	< 80 ms
Delay response	< 0.4 ms
Delay recovery	< 0.4 ms
Diameter	18 mm
Length	62 mm
Product weight	0.12 kg

The information provided in this documentation contains general descriptions and/or technical characteristics of the performance of the products contained herein. This documentation is not intended as a substitute for and is not to be used for determining suitability or reliability of these products for specific user applications. It is the duty of any such user or integrator to perform the appropriate and complete risk analysis, evaluation and testing of the products with respect to the relevant specific application or use thereof. Neither Schneider Electric Industries SAS nor any of its affiliates or subsidiaries shall be responsible or liable for misuse of the information contained herein.

Environment

Product certifications	CE CSA UL
Ambient air temperature for operation	-10...45 °C
Ambient air temperature for storage	-40...70 °C
Vibration resistance	7 gn, amplitude = +/- 1.5 mm (f = 10...55 Hz) conforming to IEC 60068-2-6
Shock resistance	30 gn (duration = 11 ms) conforming to IEC 60068-2-27
IP degree of protection	IP67 double insulation conforming to IEC 60529

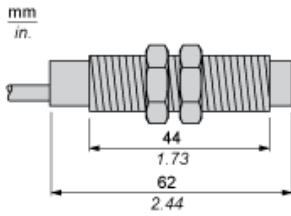
Offer Sustainability

Sustainable offer status	Not Green Premium product
RoHS (date code: YYWW)	Compliant - since 0901 - Schneider Electric declaration of conformity Schneider Electric declaration of conformity
Product environmental profile	Available Product Environmental
Product end of life instructions	Available End Of Life Manual

Contractual warranty

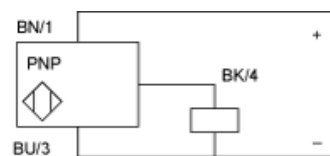
Warranty period	18 months
-----------------	-----------

Dimensions



Wiring Schemes

PNP



(+) Brown

BN :

(-) Blue

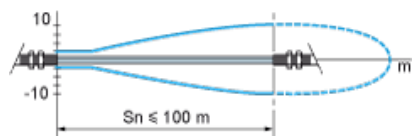
BU :

(Output) Black

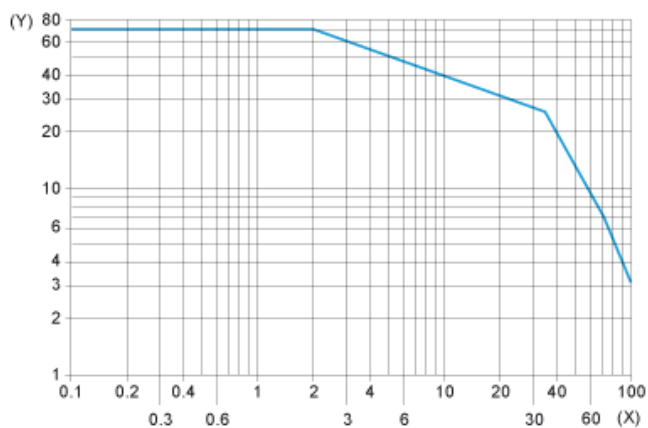
BK :

Curves

Detection Curve (Set to Infinity)

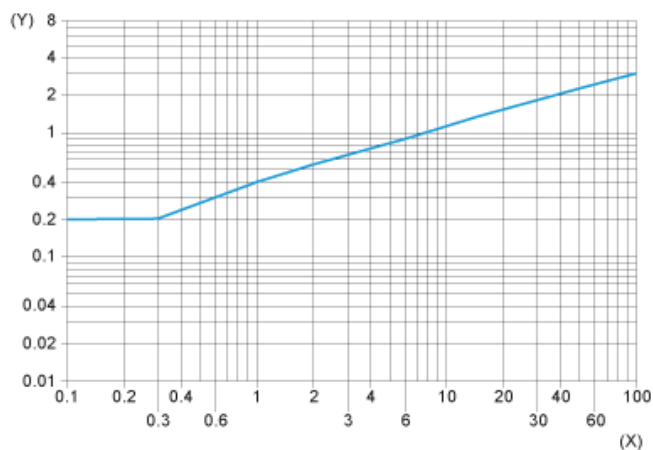


Excess Gain Curve



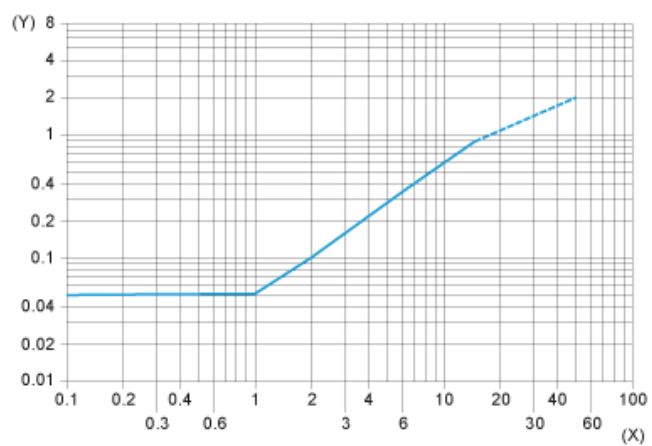
(X) Distance (m)
(Y) Gain

Standard Curve



(X) Distance focusing point (m)
(Y) Minimum size of the object to be detected (mm)

Detection Limit Curve



(X) Distance focusing point (m)

(Y) Minimum size of the object to be detected (mm)