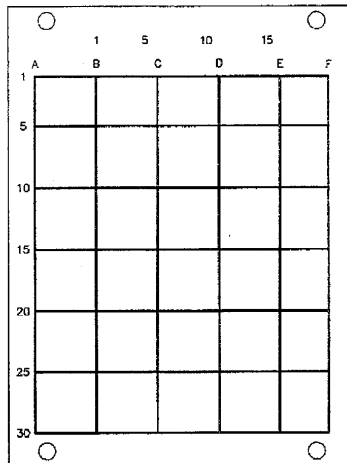
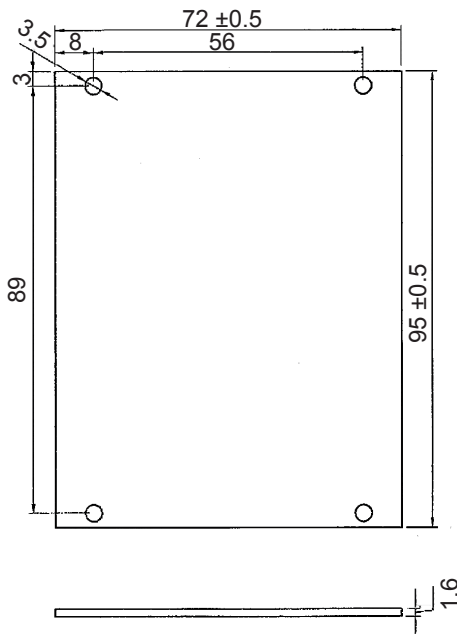



## Features

- 1.6mm Thick Phenolic prototyping boards
- Pre-drilled index holes on a 0.1" (2.54mm) pitch
- Copper pads and tracks on one side of the board
- Flame resistant to UL94V-0
- Handy screw mounting holes in each corner
- Grid patterns designed for prototyping with ICs
- 95mm × 72mm
- 780 Holes and bus tracks for mounting standard ICs



Top Overlay



Bottom Layer

Dimensions : Millimetres

### Notes:

1. No Mark
2. Tolerance unless otherwise specified  $\pm 0.3$
3. Material: 1.6mm Thickness 94V-0 Single Side

## Part Number Table

Description	Part Number
Circuit Board, 95mm × 72mm, 780 Holes, IC Board	MC01010

**Important Notice :** This data sheet and its contents (the "Information") belong to the members of the Premier Farnell group of companies (the "Group") or are licensed to it. No licence is granted for the use of it other than for information purposes in connection with the products to which it relates. No licence of any intellectual property rights is granted. The Information is subject to change without notice and replaces all data sheets previously supplied. The Information supplied is believed to be accurate but the Group assumes no responsibility for its accuracy or completeness, any error in or omission from it or for any use made of it. Users of this data sheet should check for themselves the Information and the suitability of the products for their purpose and not make any assumptions based on information included or omitted. Liability for loss or damage resulting from any reliance on the Information or use of it (including liability resulting from negligence or where the Group was aware of the possibility of such loss or damage arising) is excluded. This will not operate to limit or restrict the Group's liability for death or personal injury resulting from its negligence. Multicomp is the registered trademark of the Group. © Premier Farnell Limited 2016.