

# Tab Connectors

## TERMINAL BLOCKS & CONNECTORS

Series	A Width	B Height	C Pitch
2001 Standard	37.0	24.0	11.0
2002 Low Profile	37.0	14.0	11.0

### SPECIFICATIONS

#### Materials

<b>Housings</b>	Polyamide 6.6
<b>Colour</b>	White
<b>Terminal Inserts</b>	Brass
<b>Terminal Screws</b>	Plated Steel

#### Fire Performance

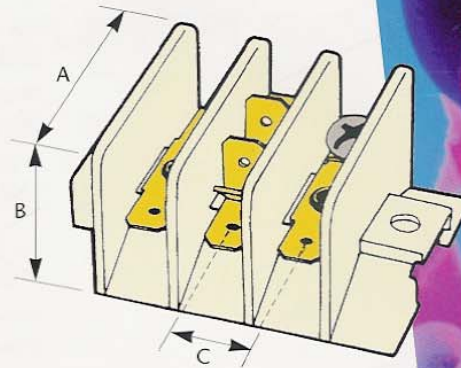
<b>Material Properties</b>	Halogen Free
<b>Flammability</b>	UL94 - V2

#### Electrical Performance

<b>Voltage</b>	240 V
<b>Rating</b>	16 A

#### Working Temperature

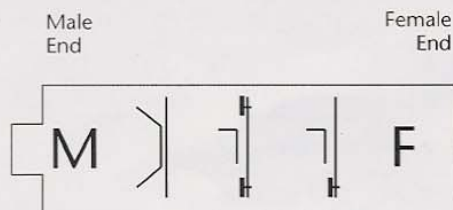
<b>Short Term</b>	150°C
<b>Continuous</b>	110°C



### HOW TO ORDER

1. Decide on height either 2001 series or 2002 series housing
2. Decide on number of poles
3. Decide on each pole's tab configuration (see table opposite for available options)
4. Sketch requirements as below.

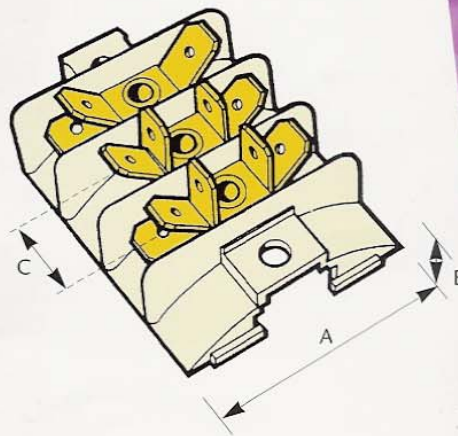
e.g.  
A typical three pole tab connector part number may read as follows : 2001/3/AB/FL/FG




AB FL FG

Made up as follows

Housing	No Of Poles	Pole 1	Pole 2	Pole 3
2001/	3/	AB/	FL/	FG



# Tab Connectors



Any number of poles are available to suit requirements, with a choice of 6.3 x 0.8mm brass tabs (up to three per side) or M4 screws (one per side) as terminations. Fixing options include rail mounting (DIN 35,15mm) and screws to chassis. Two height options are offered, these being 2001 series standard (24mm overall height) and 2002 series low profile (14mm overall height). Tabs are designed for use with standard spade tab connectors.

Please telephone our sales office for assistance in the selection of this product.

Tab Type	Description
A	Double Tab 2x180°
B	Double Tab 2x45°
C	Double Tab 2x90°
D	Single Tab 1x180°
E	Single Tab 1x45°
F	Single Tab 1x90°
G	Single Tab 2x180°, One Screw
L	Single Tab 2x180°, Double Screw
AB	Four Tab 2x180° + 2x45°
AC	Four Tab 2x180° + 2x90°
AE	Triple Tab 2x180° + 1x45°
AF	Triple Tab 2x180° + 1x90°
BC	Four Tab 2x45° + 2x90°
BD	Triple Tab 2x45° + 1x180°
BF	Triple Tab 2x45° + 1x90°
CD	Triple Tab 2x90° + 1x180°
CE	Triple Tab 2x90° + 1x45°
CG	Triple Tab 2x180° + 2x90°, One Screw
CL	Triple Tab 2x180° + 2x90°, Double Screw
EG	Double Tab 1x180° + 1x45°, One Screw
FG	Triple Tab 2x180° + 1x90°, One Screw
FL	Triple Tab 2x180° + 1x90°, Double Screw
ABC	Six Tab 2x180° + 2x90° + 2x45°
ABF	Five Tab 2x180° + 1x90° + 2x45°
BCD	Five Tab 1x180° + 2x90° + 2x45°
CEG	Four Tab 1x180° + 2x90° + 1x45°, One Screw
EFG	Triple Tab 1x180° + 1x90° + 1x45°, One Screw