


PCB terminal block - PT 1,5/ 4-PVH-3,5 - 1984031

Please be informed that the data shown in this PDF Document is generated from our Online Catalog. Please find the complete data in the user's documentation. Our General Terms of Use for Downloads are valid (<http://phoenixcontact.com/download>)

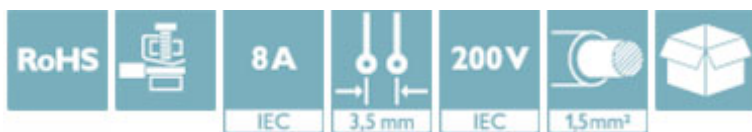
Plug component, Nominal current: 8 A, Rated voltage (III/2): 200 V, Number of positions: 4, Pitch: 3.5 mm, Connection method: Screw connection with wire protector, Color: green, Contact surface: Tin




The figure shows a 10-position version of the product

Why buy this product

- Well-known connection principle allows worldwide use
- Low temperature rise, thanks to maximum contact force
- High terminal block capacity thanks to rectangular terminal block space
- Allows connection of two conductors
- Horizontal and vertical connection option for optimum conductor routing
- The latching on the side enables various numbers of positions to be combined



Key Commercial Data

Packing unit	250 STK
Minimum order quantity	250 STK
GTIN	 4 017918 946036
GTIN	4017918946036
Weight per Piece (excluding packing)	2.830 g
Custom tariff number	85366990
Country of origin	Germany

Technical data

Dimensions

Length	14.6 mm
Height	11 mm
Pitch	3.5 mm
Dimension a	10.5 mm

General

PCB terminal block - PT 1,5/ 4-PVH-3,5 - 1984031

Technical data

General

Range of articles	PT 1,5/..-PVH
Type of contact	Female connector
Number of positions	4
Connection method	Screw connection with wire protector
Insulating material group	I
Rated surge voltage (III/3)	2.5 kV
Rated surge voltage (III/2)	2.5 kV
Rated surge voltage (II/2)	2.5 kV
Rated voltage (III/3)	160 V
Rated voltage (III/2)	200 V
Rated voltage (II/2)	400 V
Connection in acc. with standard	EN-VDE
Nominal current I _N	8 A
Nominal cross section	1.5 mm ²
Maximum load current	8 A
Insulating material	PA
Flammability rating according to UL 94	V0
Stripping length	5 mm
Screw thread	M2
Tightening torque, min	0.22 Nm
Tightening torque max	0.25 Nm

Connection data

Conductor cross section solid min.	0.2 mm ²
Conductor cross section solid max.	1.5 mm ²
Conductor cross section flexible min.	0.2 mm ²
Conductor cross section flexible max.	1.5 mm ²
Conductor cross section flexible, with ferrule with plastic sleeve min.	0.25 mm ²
Conductor cross section flexible, with ferrule with plastic sleeve max.	0.75 mm ²
Conductor cross section AWG min.	26
Conductor cross section AWG max.	16
2 conductors with same cross section, solid min.	0.2 mm ²
2 conductors with same cross section, solid max.	0.34 mm ²
2 conductors with same cross section, stranded min.	0.2 mm ²
2 conductors with same cross section, stranded max.	0.5 mm ²
Minimum AWG according to UL/CUL	26
Maximum AWG according to UL/CUL	16

Standards and Regulations

Connection in acc. with standard	EN-VDE
	CUL
Flammability rating according to UL 94	V0

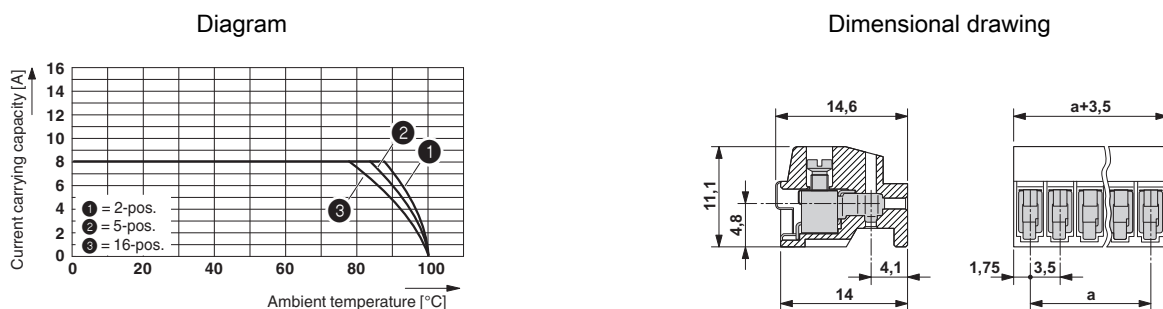
PCB terminal block - PT 1,5/ 4-PVH-3,5 - 1984031

Technical data

Environmental Product Compliance

China RoHS	Environmentally Friendly Use Period = 50
	For details about hazardous substances go to tab "Downloads", Category "Manufacturer's declaration"

Drawings



Classifications

eCl@ss

eCl@ss 4.0	272607xx
eCl@ss 4.1	27141109
eCl@ss 5.0	27141190
eCl@ss 5.1	27141190
eCl@ss 6.0	27261101
eCl@ss 7.0	27440401
eCl@ss 8.0	27440309
eCl@ss 9.0	27440309

ETIM

ETIM 3.0	EC001121
ETIM 4.0	EC002638
ETIM 5.0	EC002638
ETIM 6.0	EC002638

UNSPSC

UNSPSC 6.01	30211801
UNSPSC 7.0901	39121432
UNSPSC 11	34131203
UNSPSC 12.01	39121432
UNSPSC 13.2	39121409

PCB terminal block - PT 1,5/ 4-PVH-3,5 - 1984031

Approvals


Approvals


Approvals


UL Recognized / cUL Recognized / SEV / CCA / EAC / cULus Recognized

Ex Approvals

Approval details

UL Recognized		http://database.ul.com/cgi-bin/XYV/template/LISEXT/1FRAME/index.htm	FILE E 60425
	B	D	
mm ² /AWG/kcmil	26-16	26-16	
Nominal current I _N	10 A	10 A	
Nominal voltage U _N	300 V	300 V	

cUL Recognized		http://database.ul.com/cgi-bin/XYV/template/LISEXT/1FRAME/index.htm	FILE E 60425
	B	D	
mm ² /AWG/kcmil	26-16	26-16	
Nominal current I _N	10 A	10 A	
Nominal voltage U _N	300 V	300 V	

SEV		https://www.electrosuisse.ch/en/meta/shop/product-certificates.html	IK-3558
mm ² /AWG/kcmil	1.5		
Nominal current I _N	6 A		
Nominal voltage U _N	160 V		

CCA		IK-2681
mm ² /AWG/kcmil	1.5	
Nominal current I _N	6 A	
Nominal voltage U _N	160 V	

PCB terminal block - PT 1,5/ 4-PVH-3,5 - 1984031

Approvals

EAC		B.01742
-----	--	---------

cULus Recognized		http://database.ul.com/cgi-bin/XYV/template/LISEXT/1FRAME/index.htm
------------------	--	---

Accessories

Accessories

Coding element

Accessories - CP-PT 1,5 - 1985564

Coding profile, is inserted into the hole in the plug, red insulating material



Labeled terminal marker

Marker card - SK 3,5/2,8:FORTL.ZAHLEN - 0804073



Marker card, Card, white, labeled, Horizontal: Consecutive numbers 1 - 10, 11 - 20, etc. up to 91 - 99, Mounting type: Adhesive, for terminal block width: 3.5 mm, Lettering field: 3.5 x 2.8 mm

Pin strip

Pin strip - PST 1,0/ 4-3,5 - 1945119



Header, Nominal current: 8 A, Rated voltage (III/2): 250 V, Number of positions: 4, Pitch: 3.5 mm, Color: black, Contact surface: Tin, Mounting: THR soldering, The maximum current depends on the plug used. The lower of the two current values apply for plug and pin strip. The pin strip is made of highly temperature resistant plastic and is thus suitable for the reflow process.

Screwdriver tools

PCB terminal block - PT 1,5/ 4-PVH-3,5 - 1984031

Accessories

Screwdriver - SZS 0,4X2,5 VDE - 1205037



Screwdriver, slot-headed, VDE insulated, size: 0.4 x 2.5 x 80 mm, 2-component grip, with non-slip grip

Additional products

Pin strip - PST 1,0/ 4-3,5 - 1945119



Header, Nominal current: 8 A, Rated voltage (III/2): 250 V, Number of positions: 4, Pitch: 3.5 mm, Color: black, Contact surface: Tin, Mounting: THR soldering, The maximum current depends on the plug used. The lower of the two current values apply for plug and pin strip. The pin strip is made of highly temperature resistant plastic and is thus suitable for the reflow process.