

## PCB terminal block - PTSA 0,5/ 2-2,5-Z - 1990009

Please be informed that the data shown in this PDF Document is generated from our Online Catalog. Please find the complete data in the user's documentation. Our General Terms of Use for Downloads are valid (<http://phoenixcontact.com/download>)

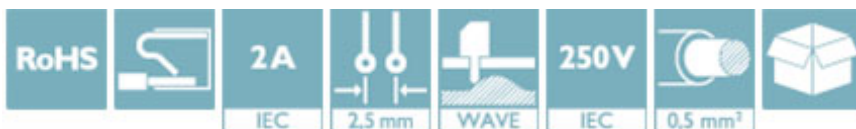


PCB terminal block, Nominal current: 2 A, Nom. voltage: 250 V, Pitch: 2.5 mm, Number of positions: 2, Connection method: Push-in spring connection, Mounting: Wave soldering, Conductor/PCB connection direction: 45 °, Color: green, Offset soldering legs, two-rowed


The figure shows a 10-position version of the product

### Why buy this product

- Time saving push-in connection, tools not required
- Defined contact force ensures that contact remains stable over the long term
- Angled connection enables multi-row arrangement on the PCB



### Key Commercial Data

Packing unit	250 STK
Minimum order quantity	250 STK
GTIN	 4 017918 973575
GTIN	4017918973575
Weight per Piece (excluding packing)	0.860 g
Custom tariff number	85369010
Country of origin	Germany

### Technical data

#### Dimensions

Length	12 mm
Pitch	2.5 mm
Dimension a	2.5 mm
Width	6.5 mm
Constructional height	13.1 mm
Height	16.7 mm
Length of the solder pin	3.6 mm
Pin dimensions	0,4 x 0,75 mm

# PCB terminal block - PTSA 0,5/ 2-2,5-Z - 1990009

## Technical data

### Dimensions

Pin spacing	2.5 mm
Hole diameter	1 mm

### General

Range of articles	PTSA 0,5
Insulating material group	I
Rated surge voltage (III/3)	2.5 kV
Rated surge voltage (III/2)	2.5 kV
Rated surge voltage (II/2)	2.5 kV
Rated voltage (III/3)	160 V
Rated voltage (III/2)	250 V
Rated voltage (II/2)	400 V
Connection in acc. with standard	EN-VDE
Nominal current $I_N$	2 A
Nominal cross section	0.5 mm <sup>2</sup>
Maximum load current	2 A
Insulating material	PA
Solder pin surface	Sn
Flammability rating according to UL 94	V0
Stripping length	9 mm
Number of positions	2

### Connection data

Conductor cross section solid min.	0.14 mm <sup>2</sup>
Conductor cross section solid max.	0.5 mm <sup>2</sup>
Conductor cross section flexible min.	0.2 mm <sup>2</sup>
Conductor cross section flexible max.	0.5 mm <sup>2</sup>
Conductor cross section AWG min.	24
Conductor cross section AWG max.	20

### Standards and Regulations

Connection in acc. with standard	EN-VDE
	CUL
Flammability rating according to UL 94	V0

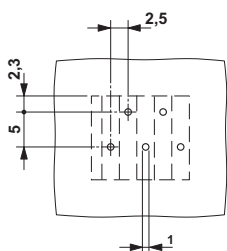
### Environmental Product Compliance

China RoHS	Environmentally friendly use period: unlimited = EFUP-e
	No hazardous substances above threshold values

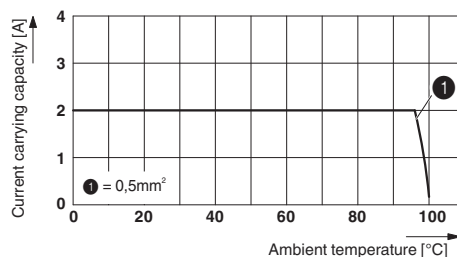
## Drawings

# PCB terminal block - PTSA 0,5/ 2-2,5-Z - 1990009

Drilling diagram



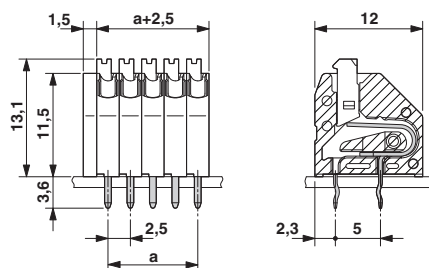
Diagram



The zig-zag pinning starts at the right-hand position. Other pinning on request.

Derating diagram for 5 pins; reduction factor=1

Dimensional drawing



The illustration shows the 5-pos. version

## Classifications

eCl@ss

eCl@ss 4.0	272607xx
eCl@ss 4.1	27260701
eCl@ss 5.0	27141190
eCl@ss 5.1	27141190
eCl@ss 6.0	27261101
eCl@ss 7.0	27440401
eCl@ss 8.0	27440401
eCl@ss 9.0	27440401

ETIM

ETIM 3.0	EC001121
ETIM 4.0	EC002643
ETIM 5.0	EC002643
ETIM 6.0	EC002643

UNSPSC

UNSPSC 6.01	30211801
UNSPSC 7.0901	39121432

# PCB terminal block - PTSA 0,5/ 2-2,5-Z - 1990009

## Classifications

### UNSPSC

UNSPSC 11	34131203
UNSPSC 12.01	39121432
UNSPSC 13.2	39121432

## Approvals


### Approvals


#### Approvals


UL Recognized / VDE Gutachten mit Fertigungsüberwachung / cUL Recognized / CCA / EAC / cULus Recognized

#### Ex Approvals

### Approval details

UL Recognized		<a href="http://database.ul.com/cgi-bin/XYV/template/LISEXT/1FRAME/index.htm">http://database.ul.com/cgi-bin/XYV/template/LISEXT/1FRAME/index.htm</a>	FILE E 60425
	B	D	
mm <sup>2</sup> /AWG/kcmil	26-20	26-20	
Nominal current I <sub>N</sub>	2 A	2 A	
Nominal voltage U <sub>N</sub>	300 V	300 V	

VDE Gutachten mit Fertigungsüberwachung		<a href="http://www.vde.com/en/Institute/OnlineService/VDE-approved-products/Pages/Online-Search.aspx">http://www.vde.com/en/Institute/OnlineService/VDE-approved-products/Pages/Online-Search.aspx</a>	40013932
mm <sup>2</sup> /AWG/kcmil	0.5		
Nominal current I <sub>N</sub>	2 A		
Nominal voltage U <sub>N</sub>	250 V		

cUL Recognized		<a href="http://database.ul.com/cgi-bin/XYV/template/LISEXT/1FRAME/index.htm">http://database.ul.com/cgi-bin/XYV/template/LISEXT/1FRAME/index.htm</a>	FILE E 60425
	B	D	
mm <sup>2</sup> /AWG/kcmil	26-20	26-20	
Nominal current I <sub>N</sub>	2 A	2 A	
Nominal voltage U <sub>N</sub>	300 V	300 V	

# PCB terminal block - PTSA 0,5/ 2-2,5-Z - 1990009

## Approvals

CCA		CCA/DE1 34204
mm <sup>2</sup> /AWG/kcmil		0.5
Nominal current I <sub>N</sub>		2 A

EAC		B.01742
-----	--	---------

cULus Recognized		<a href="http://database.ul.com/cgi-bin/XYV/template/LISEXT/1FRAME/index.htm">http://database.ul.com/cgi-bin/XYV/template/LISEXT/1FRAME/index.htm</a>
------------------	--	---

## Accessories

### Accessories

#### Screwdriver tools

Screwdriver - SZF 0-0,4X2,5 - 1204504



Actuation tool, for ST terminal blocks, also suitable for use as a bladed screwdriver, size: 0.4 x 2.5 x 75 mm, 2-component grip, with non-slip grip