

PCB terminal block - PTSA 0,5/ 7-2,5-Z - 1990054

Please be informed that the data shown in this PDF Document is generated from our Online Catalog. Please find the complete data in the user's documentation. Our General Terms of Use for Downloads are valid (<http://phoenixcontact.com/download>)

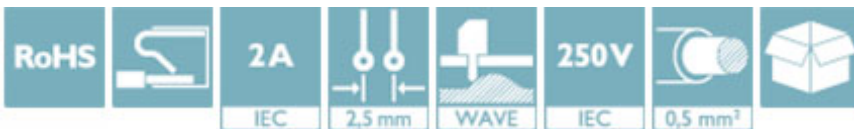


PCB terminal block, Nominal current: 2 A, Nom. voltage: 250 V, Pitch: 2.5 mm, Number of positions: 7, Connection method: Push-in spring connection, Mounting: Wave soldering, Conductor/PCB connection direction: 45 °, Color: green, Offset soldering legs, two-rowed

The figure shows a 10-position version of the product

Why buy this product

- ✓ Time saving push-in connection, tools not required
- ✓ Defined contact force ensures that contact remains stable over the long term
- ✓ Angled connection enables multi-row arrangement on the PCB



Key Commercial Data

| | |
|--------------------------------------|---|
| Packing unit | 100 STK |
| Minimum order quantity | 100 STK |
| GTIN |  4 017918 973629 |
| GTIN | 4017918973629 |
| Weight per Piece (excluding packing) | 2.550 g |
| Custom tariff number | 85369010 |
| Country of origin | Poland |

Technical data

Dimensions

| | |
|--------------------------|---------------|
| Length | 12 mm |
| Pitch | 2.5 mm |
| Dimension a | 15 mm |
| Width | 19 mm |
| Constructional height | 13.1 mm |
| Height | 16.7 mm |
| Length of the solder pin | 3.6 mm |
| Pin dimensions | 0,4 x 0,75 mm |

PCB terminal block - PTSA 0,5/ 7-2,5-Z - 1990054

Technical data

Dimensions

| | |
|---------------|--------|
| Pin spacing | 2.5 mm |
| Hole diameter | 1 mm |

General

| | |
|--|---------------------|
| Range of articles | PTSA 0,5 |
| Insulating material group | I |
| Rated surge voltage (III/3) | 2.5 kV |
| Rated surge voltage (III/2) | 2.5 kV |
| Rated surge voltage (II/2) | 2.5 kV |
| Rated voltage (III/3) | 160 V |
| Rated voltage (III/2) | 250 V |
| Rated voltage (II/2) | 400 V |
| Connection in acc. with standard | EN-VDE |
| Nominal current I _N | 2 A |
| Nominal cross section | 0.5 mm ² |
| Maximum load current | 2 A |
| Insulating material | PA |
| Solder pin surface | Sn |
| Flammability rating according to UL 94 | V0 |
| Stripping length | 9 mm |
| Number of positions | 7 |

Connection data

| | |
|---------------------------------------|----------------------|
| Conductor cross section solid min. | 0.14 mm ² |
| Conductor cross section solid max. | 0.5 mm ² |
| Conductor cross section flexible min. | 0.2 mm ² |
| Conductor cross section flexible max. | 0.5 mm ² |
| Conductor cross section AWG min. | 24 |
| Conductor cross section AWG max. | 20 |

Standards and Regulations

| | |
|--|--------|
| Connection in acc. with standard | EN-VDE |
| | CUL |
| Flammability rating according to UL 94 | V0 |

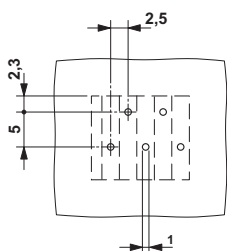
Environmental Product Compliance

| | |
|------------|---|
| China RoHS | Environmentally friendly use period: unlimited = EFUP-e |
| | No hazardous substances above threshold values |

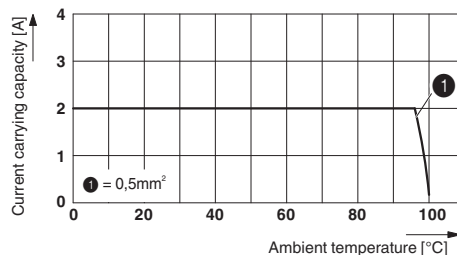
Drawings

PCB terminal block - PTSA 0,5/ 7-2,5-Z - 1990054

Drilling diagram

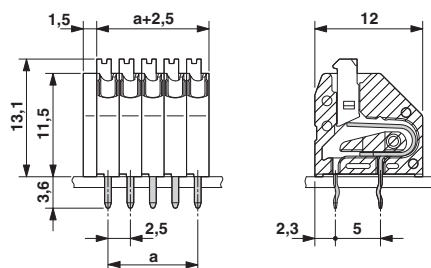


Diagram



The illustration shows the 5-pos. version – Zig-zag pinning starts at the right-hand position. Other pinning available on request. Derating diagram for 5 pins; reduction factor=1

Dimensional drawing



The illustration shows the 5-pos. version

Classifications

eCl@ss

| | |
|------------|----------|
| eCl@ss 4.0 | 272607xx |
| eCl@ss 4.1 | 27260701 |
| eCl@ss 5.0 | 27141190 |
| eCl@ss 5.1 | 27141190 |
| eCl@ss 6.0 | 27261101 |
| eCl@ss 7.0 | 27440401 |
| eCl@ss 8.0 | 27440401 |
| eCl@ss 9.0 | 27440401 |

ETIM

| | |
|----------|----------|
| ETIM 3.0 | EC001121 |
| ETIM 4.0 | EC002643 |
| ETIM 5.0 | EC002643 |
| ETIM 6.0 | EC002643 |

UNSPSC

| | |
|---------------|----------|
| UNSPSC 6.01 | 30211801 |
| UNSPSC 7.0901 | 39121432 |

PCB terminal block - PTSA 0,5/ 7-2,5-Z - 1990054

Classifications

UNSPSC

| | |
|--------------|----------|
| UNSPSC 11 | 34131203 |
| UNSPSC 12.01 | 39121432 |
| UNSPSC 13.2 | 39121432 |

Approvals


Approvals


Approvals


UL Recognized / VDE Gutachten mit Fertigungsüberwachung / cUL Recognized / CCA / EAC / cULus Recognized

Ex Approvals

Approval details

| | | | |
|--------------------------------|---|---|--------------|
| UL Recognized |  | http://database.ul.com/cgi-bin/XYV/template/LISEXT/1FRAME/index.htm | FILE E 60425 |
| | B | D | |
| mm ² /AWG/kcmil | 26-20 | 26-20 | |
| Nominal current I _N | 2 A | 2 A | |
| Nominal voltage U _N | 300 V | 300 V | |

| | | | |
|---|---|---|----------|
| VDE Gutachten mit Fertigungsüberwachung |  | http://www.vde.com/en/Institute/OnlineService/VDE-approved-products/Pages/Online-Search.aspx | 40013932 |
| mm ² /AWG/kcmil | 0.5 | | |
| Nominal current I _N | 2 A | | |
| Nominal voltage U _N | 250 V | | |

| | | | |
|--------------------------------|---|---|--------------|
| cUL Recognized |  | http://database.ul.com/cgi-bin/XYV/template/LISEXT/1FRAME/index.htm | FILE E 60425 |
| | B | D | |
| mm ² /AWG/kcmil | 26-20 | 26-20 | |
| Nominal current I _N | 2 A | 2 A | |
| Nominal voltage U _N | 300 V | 300 V | |

PCB terminal block - PTSA 0,5/ 7-2,5-Z - 1990054

Approvals

| | |
|--------------------------------|---------------|
| CCA | CCA/DE1 34204 |
| mm ² /AWG/kcmil | 0.5 |
| Nominal current I _N | 2 A |

| | | |
|-----|--|---------|
| EAC | | B.01742 |
|-----|--|---------|

| | | |
|------------------|--|---|
| cULus Recognized | | http://database.ul.com/cgi-bin/XYV/template/LISEXT/1FRAME/index.htm |
|------------------|--|---|

Accessories

Accessories

Screwdriver tools

Screwdriver - SZF 0-0,4X2,5 - 1204504



Actuation tool, for ST terminal blocks, also suitable for use as a bladed screwdriver, size: 0.4 x 2.5 x 75 mm, 2-component grip, with non-slip grip