

PCB terminal block - SMKDS 5/ 2-6,35 - 1720033

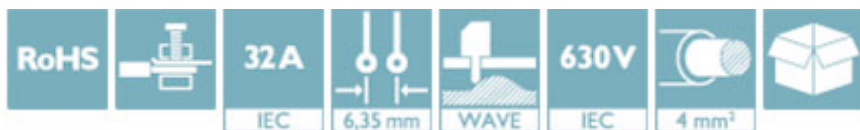
Please be informed that the data shown in this PDF Document is generated from our Online Catalog. Please find the complete data in the user's documentation. Our General Terms of Use for Downloads are valid (<http://phoenixcontact.com/download>)



PCB terminal block, Nominal current: 32 A, Nom. voltage: 630 V, Pitch: 6.35 mm, Number of positions: 2, Connection method: Screw connection with tension sleeve, Mounting: Wave soldering, Conductor/PCB connection direction: 35 °, Color: green, The article can be aligned to create different nos. of positions!

Why buy this product

- ✓ Well-known connection principle allows worldwide use
- ✓ Low temperature rise, thanks to maximum contact force
- ✓ Allows connection of two conductors
- ✓ The latching on the side enables various numbers of positions to be combined
- ✓ Angled connection enables multi-row arrangement on the PCB



Key Commercial Data

Packing unit	50 STK
Minimum order quantity	50 STK
GTIN	 4 017918 024994
GTIN	4017918024994
Weight per Piece (excluding packing)	5.740 g
Custom tariff number	85369010
Country of origin	Poland

Technical data

Dimensions

Length	18.5 mm
Pitch	6.35 mm
Dimension a	6.35 mm
Constructional height	22 mm
Length of the solder pin	5 mm
Pin dimensions	0,9 x 0,9 mm
Hole diameter	1.3 mm

PCB terminal block - SMKDS 5/ 2-6,35 - 1720033

Technical data

General

Range of articles	SMKDS 5
Insulating material group	I
Rated surge voltage (III/3)	6 kV
Rated surge voltage (III/2)	6 kV
Rated surge voltage (II/2)	6 kV
Rated voltage (III/3)	500 V
Rated voltage (III/2)	630 V
Rated voltage (II/2)	1000 V
Connection in acc. with standard	EN-VDE
Nominal current I_N	32 A
Nominal cross section	4 mm ²
Maximum load current	32 A
Insulating material	PA
Solder pin surface	Sn
Flammability rating according to UL 94	V2
Internal cylindrical gage	A4
Stripping length	8 mm
Number of positions	2
Screw thread	M3
Tightening torque, min	0.5 Nm
Tightening torque max	0.6 Nm

Connection data

Conductor cross section solid min.	0.2 mm ²
Conductor cross section solid max.	6 mm ²
Conductor cross section flexible min.	0.2 mm ²
Conductor cross section flexible max.	4 mm ²
Conductor cross section flexible, with ferrule without plastic sleeve min.	0.25 mm ²
Conductor cross section flexible, with ferrule without plastic sleeve max.	4 mm ²
Conductor cross section flexible, with ferrule with plastic sleeve min.	0.25 mm ²
Conductor cross section flexible, with ferrule with plastic sleeve max.	4 mm ²
Conductor cross section AWG min.	24
Conductor cross section AWG max.	10
2 conductors with same cross section, solid min.	0.2 mm ²
2 conductors with same cross section, solid max.	1.5 mm ²
2 conductors with same cross section, stranded min.	0.2 mm ²
2 conductors with same cross section, stranded max.	1.5 mm ²
2 conductors with same cross section, stranded, ferrules without plastic sleeve, min.	0.25 mm ²
2 conductors with same cross section, stranded, ferrules without plastic sleeve, max.	0.75 mm ²

PCB terminal block - SMKDS 5/ 2-6,35 - 1720033

Technical data

Connection data

2 conductors with same cross section, stranded, TWIN ferrules with plastic sleeve, min.	0.5 mm ²
2 conductors with same cross section, stranded, TWIN ferrules with plastic sleeve, max.	2.5 mm ²

Standards and Regulations

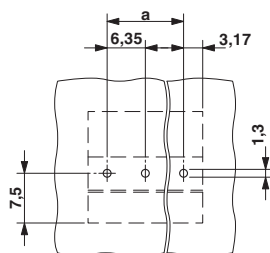
Connection in acc. with standard	EN-VDE
	CSA
Flammability rating according to UL 94	V2

Environmental Product Compliance

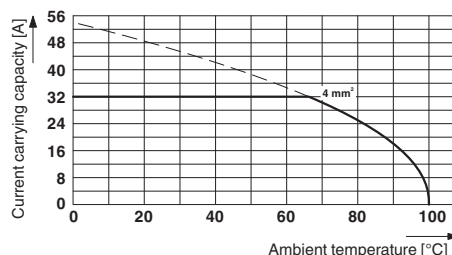
China RoHS	Environmentally Friendly Use Period = 50
	For details about hazardous substances go to tab "Downloads", Category "Manufacturer's declaration"

Drawings

Drilling diagram

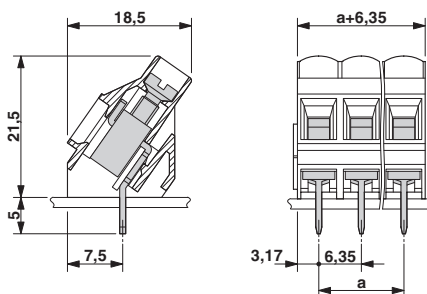


Diagram



Type: SMKDS 5/2-6,35 and SMKDS 5/3-6,35
 Test following DIN EN 60512-5-2:2003-01
 Reduction factor = 1
 No. of positions: 5

Dimensional drawing



Classifications

eCl@ss

eCl@ss 4.0	27141109
------------	----------

PCB terminal block - SMKDS 5/ 2-6,35 - 1720033

Classifications

eCl@ss

eCl@ss 4.1	27141109
eCl@ss 5.0	27141190
eCl@ss 5.1	27141190
eCl@ss 6.0	27261101
eCl@ss 7.0	27440401
eCl@ss 8.0	27440401
eCl@ss 9.0	27440401

ETIM

ETIM 3.0	EC001121
ETIM 4.0	EC002643
ETIM 5.0	EC002643
ETIM 6.0	EC002643

UNSPSC

UNSPSC 6.01	30211801
UNSPSC 7.0901	39121432
UNSPSC 11	39121432
UNSPSC 12.01	39121432
UNSPSC 13.2	39121432

Approvals

Approvals

Approvals

CSA / UL Recognized / SEV / cUL Recognized / CCA / EAC / cULus Recognized

Ex Approvals

Approval details

CSA		http://www.csagroup.org/services/testing-and-certification/certified-product-listing/	13631
	B	D	
mm ² /AWG/kcmil	28-10	28-10	
Nominal current I _N	10 A	10 A	
Nominal voltage U _N	300 V	300 V	

PCB terminal block - SMKDS 5/ 2-6,35 - 1720033

Approvals

UL Recognized		http://database.ul.com/cgi-bin/XYV/template/LISEXT/1FRAME/index.htm	FILE E 60425
	B	D	
mm ² /AWG/kcmil	30-10	30-10	
Nominal current IN	30 A	10 A	
Nominal voltage UN	250 V	300 V	

SEV		https://www.electrosuisse.ch/en/meta/shop/product-certificates.html	IK-3248
mm ² /AWG/kcmil	4		
Nominal current IN	32 A		
Nominal voltage UN	450 V		

cUL Recognized		http://database.ul.com/cgi-bin/XYV/template/LISEXT/1FRAME/index.htm	FILE E 60425
	B	D	
mm ² /AWG/kcmil	30-10	30-10	
Nominal current IN	30 A	10 A	
Nominal voltage UN	250 V	300 V	

CCA	IK-3249		
mm ² /AWG/kcmil	4		
Nominal voltage UN	450 V		

EAC		B.01742
-----	--	---------

cULus Recognized		http://database.ul.com/cgi-bin/XYV/template/LISEXT/1FRAME/index.htm
------------------	--	---

Accessories

Accessories

Labeled terminal marker

PCB terminal block - SMKDS 5/ 2-6,35 - 1720033

Accessories

Marker card - SK 6,2/3,8:FORTL.ZAHLEN - 0804374



Marker card, Card, white, labeled, Horizontal: Consecutive numbers 1 - 10, 11 - 20, etc. up to 91 - (99)100, Mounting type: Adhesive, for terminal block width: 6.2 mm, Lettering field: 6.2 x 3.8 mm

Marker card - SK 3,8 REEL P6,2 WH CUS - 0825126



Marker card, can be ordered: By card, white, labeled according to customer specifications, Mounting type: Adhesive, for terminal block width: 6.2 mm, Lettering field: continuous x 3.8 mm

Screwdriver tools

Screwdriver - SZS 0,6X3,5 - 1205053



Actuation tool, for ST terminal blocks, insulated, also suitable for use as a bladed screwdriver, size: 0.6 x 3.5 x 100 mm, 2-component grip, with non-slip grip

Terminal marking

Marker strip - SK 3,8 WH:REEL - 0805218



Marker strip, Roll, white, unlabeled, can be labeled with: THERMOMARK ROLL, THERMOMARK ROLL X1, THERMOMARK ROLLMASTER 300/600, THERMOMARK X1.2, THERMOMARK S1.1, Mounting type: Adhesive, Lettering field: continuous x 3.8 mm