

PCB terminal block - PLH 16/ 3-10-ZF - 1770474

Please be informed that the data shown in this PDF Document is generated from our Online Catalog. Please find the complete data in the user's documentation. Our General Terms of Use for Downloads are valid (<http://phoenixcontact.com/download>)



PCB terminal block, Nominal current: 76 A, Nom. voltage: 1000 V, Pitch: 10 mm, Number of positions: 3, Connection method: Push-lock spring connection, Mounting: Wave soldering, Conductor/PCB connection direction: 0 °, Color: green

The figure shows a 5-pos. version of the product

Why buy this product

- ✓ Tool-free lever principle enables time-saving connection and release of conductors with/without ferrules
- ✓ Defined contact force ensures that contact remains stable over the long term
- ✓ Time-saving push-in connection when lever is closed
- ✓ Quick and convenient testing using integrated test option



Key Commercial Data

Packing unit	25 STK
Minimum order quantity	25 STK
GTIN	
GTIN	4046356458214
Weight per Piece (excluding packing)	21.060 g
Custom tariff number	85369010
Country of origin	Slovakia
Note	Made to Order (non-returnable)

Technical data

Dimensions

Pitch	10 mm
Dimension a	20 mm
Length of the solder pin	4.5 mm
Pin dimensions	1,2 x 1,2 mm
Pin spacing	12.5 mm
Hole diameter	1.6 mm

PCB terminal block - PLH 16/ 3-10-ZF - 1770474

Technical data

General

Range of articles	PLH 16/
Insulating material group	I
Rated surge voltage (III/3)	8 kV
Rated surge voltage (III/2)	8 kV
Rated surge voltage (II/2)	8 kV
Rated voltage (III/3)	1000 V
Rated voltage (III/2)	1000 V
Rated voltage (II/2)	1000 V
Nominal current I _N	76 A
Nominal cross section	16 mm ²
Insulating material	PA
Solder pin surface	Sn
Flammability rating according to UL 94	V0
Stripping length	18 mm
Number of positions	3

Connection data

Conductor cross section solid min.	0.75 mm ²
Conductor cross section solid max.	16 mm ²
Conductor cross section flexible min.	0.75 mm ²
Conductor cross section flexible max.	25 mm ²
Conductor cross section flexible, with ferrule without plastic sleeve min.	0.75 mm ²
Conductor cross section flexible, with ferrule without plastic sleeve max.	16 mm ²
Conductor cross section flexible, with ferrule with plastic sleeve min.	0.75 mm ²
Conductor cross section flexible, with ferrule with plastic sleeve max.	10 mm ²
Conductor cross section AWG min.	18
Conductor cross section AWG max.	4
2 conductors with same cross section, stranded, TWIN ferrules with plastic sleeve, min.	0.75 mm ²
2 conductors with same cross section, stranded, TWIN ferrules with plastic sleeve, max.	4 mm ²

Standards and Regulations

Connection in acc. with standard	UL
Flammability rating according to UL 94	V0

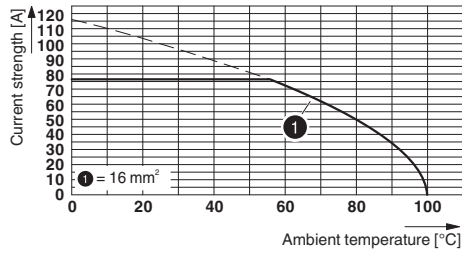
Environmental Product Compliance

China RoHS	Environmentally friendly use period: unlimited = EFUP-e
	No hazardous substances above threshold values

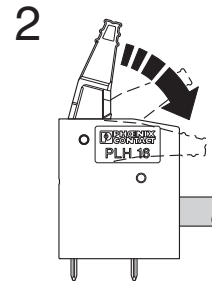
Drawings

PCB terminal block - PLH 16/ 3-10-ZF - 1770474

Diagram

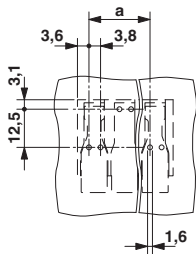


Functional drawing

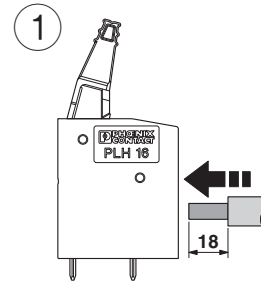


Type: PLH 16/...-10-ZF
 Tested in accordance with DIN EN 60512-5-2:2003-01
 No. of positions: 5
 Conductor cross section: 16 mm² (exclusively for solid conductors)

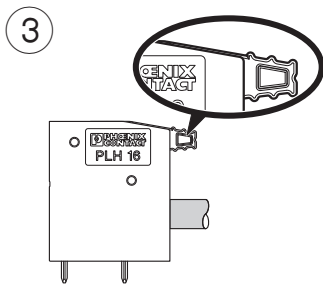
Drilling diagram



Functional drawing



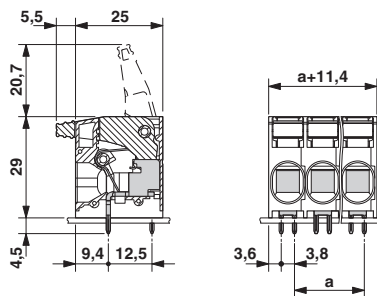
Functional drawing



Functional drawing



Dimensional drawing



PCB terminal block - PLH 16/ 3-10-ZF - 1770474

Classifications

eCl@ss

eCl@ss 4.0	27141109
eCl@ss 4.1	27141109
eCl@ss 5.0	27141190
eCl@ss 5.1	27141190
eCl@ss 6.0	27261101
eCl@ss 7.0	27440401
eCl@ss 8.0	27440401
eCl@ss 9.0	27440401

ETIM

ETIM 3.0	EC001121
ETIM 4.0	EC002643
ETIM 5.0	EC002643
ETIM 6.0	EC002643

UNSPSC

UNSPSC 6.01	30211801
UNSPSC 7.0901	39121432
UNSPSC 11	39121432
UNSPSC 12.01	39121432
UNSPSC 13.2	39121432

Approvals


Approvals

Approvals

UL Recognized / IECCEB Scheme / VDE Zeichengenehmigung / EAC

Ex Approvals

Approval details

UL Recognized		http://database.ul.com/cgi-bin/XYV/template/LISEXT/1FRAME/index.htm	FILE E 60425
	B	C	
mm ² /AWG/kcmil	18-6	18-6	
Nominal current I _N	51 A	51 A	
Nominal voltage U _N	600 V	600 V	

PCB terminal block - PLH 16/ 3-10-ZF - 1770474

Approvals

IECEE CB Scheme		http://www.iecee.org/	DE1-54990
mm ² /AWG/kcmil	0.75-16		
Nominal current IN	76 A		
Nominal voltage UN	1000 V		

VDE Zeichengenehmigung		http://www.vde.com/en/Institute/OnlineService/VDE-approved-products/Pages/Online-Search.aspx	40041250
mm ² /AWG/kcmil	0.75-16		
Nominal current IN	76 A		
Nominal voltage UN	1000 V		

EAC			B.01742
-----	--	--	---------

Accessories

Accessories

Crimping tool

Crimping pliers - CRIMPFOX 6 - 1212034



Crimping pliers, for ferrules without insulating collar according to DIN 46228 Part 1 and ferrules with insulating collar according to DIN 46228 Part 4, 0.25 mm² ... 6.0 mm², lateral entry, trapezoidal crimp

Crimping pliers - CRIMPFOX 16 S - 1207983



Crimping pliers for ferrules up to 16 mm²

Terminal marking

PCB terminal block - PLH 16/ 3-10-ZF - 1770474

Accessories

Marker card - SK U/3,8 WH:UNBEDRUCKT - 0803906



Marker card, Sheet, white, unlabeled, can be labeled with: Plotter, Office printing systems, Mounting type: Adhesive, Lettering field: 186 x 3.8 mm

Phoenix Contact 2017 © - all rights reserved
<http://www.phoenixcontact.com>