

## Coupler connector - ST-17P1N8A9K04S - 1614532

Please be informed that the data shown in this PDF Document is generated from our Online Catalog. Please find the complete data in the user's documentation. Our General Terms of Use for Downloads are valid (<http://phoenixcontact.com/download>)



Coupler connector, straight, SPEEDCON locking, M17, Number of positions: 17, Type of contact: Male connector, Crimp connection, shielded: yes, Cable diameter: 9 mm...11.2 mm

The figure shows the 8-pos. product version

### Why buy this product

- Reduced size: ideal for compact devices
- Consistent EMC protection for reliable connection solutions in the industrial environment
- Crimping connection: vibration- and temperature-resistant assembly
- Flexible use: reliably connect various cable diameters



### Key Commercial Data

Packing unit	1 STK
GTIN	
GTIN	4046356708746
Weight per Piece (excluding packing)	31.000 g
Custom tariff number	85366990
Country of origin	Germany
Note	Made to Order (non-returnable)

### Technical data

#### General

Note	Order information: Order crimp contacts Ø 0.6 mm separately
Type of locking	SPEEDCON locking
Direction of rotation of contact chamber numbering	Standard
Coding	N
Contact connection method	Crimp connection
Type of contacts	Male connector
Number of positions	17

# Coupler connector - ST-17P1N8A9K04S - 1614532

## Technical data

### General

Nominal current per power contact at 25°C	3.6 A
Conductor entry	9 mm ... 11.2 mm
Pg housing screw connection	none

### Ambient conditions

Ambient temperature	-40 °C ... 125 °C
Degree of protection	IP67

### Specifications according to DIN EN 61984:2001

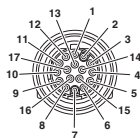
Installation height max.	3000 m
Nominal / operating voltage of power contacts	60 V
Rated surge voltage of power contacts	1.5 kV
Overvoltage category of power contacts	II
Degree of pollution of power contacts	3

### Environmental Product Compliance

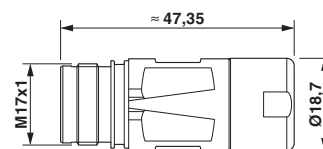
China RoHS	Environmentally Friendly Use Period = 50
	For details about hazardous substances go to tab "Downloads", Category "Manufacturer's declaration"

## Drawings

Schematic diagram



Dimensional drawing



Connector pin assignment

## Classifications

### eCl@ss

eCl@ss 4.0	272607xx
eCl@ss 4.1	27260701
eCl@ss 5.0	27260701
eCl@ss 5.1	27143423
eCl@ss 6.0	27143423
eCl@ss 7.0	27449001
eCl@ss 8.0	27440102
eCl@ss 9.0	27440103

# Coupler connector - ST-17P1N8A9K04S - 1614532

## Classifications

### ETIM

ETIM 3.0	EC001121
ETIM 4.0	EC002635
ETIM 5.0	EC002635
ETIM 6.0	EC002061

### UNSPSC

UNSPSC 6.01	43172015
UNSPSC 7.0901	43201404
UNSPSC 11	43172015
UNSPSC 12.01	43201404
UNSPSC 13.2	39121413

## Approvals


### Approvals


#### Approvals

UL Recognized / cUL Recognized / EAC / cULus Recognized

#### Ex Approvals

### Approval details

UL Recognized		<a href="http://database.ul.com/cgi-bin/XYV/template/LISEXT/1FRAME/index.htm">http://database.ul.com/cgi-bin/XYV/template/LISEXT/1FRAME/index.htm</a>	FILE E 335019
mm <sup>2</sup> /AWG/kcmil	0.14-0.6		
Nominal current I <sub>N</sub>	1 A		
Nominal voltage U <sub>N</sub>	60 V		

cUL Recognized		<a href="http://database.ul.com/cgi-bin/XYV/template/LISEXT/1FRAME/index.htm">http://database.ul.com/cgi-bin/XYV/template/LISEXT/1FRAME/index.htm</a>	FILE E 335019
mm <sup>2</sup> /AWG/kcmil	0.14-0.6		
Nominal current I <sub>N</sub>	1 A		
Nominal voltage U <sub>N</sub>	60 V		

## Coupler connector - ST-17P1N8A9K04S - 1614532

### Approvals

EAC		B.01742
-----	--	---------

cULus Recognized		<a href="http://database.ul.com/cgi-bin/XYV/template/LISEXT/1FRAME/index.htm">http://database.ul.com/cgi-bin/XYV/template/LISEXT/1FRAME/index.htm</a>
------------------	--	---

### Accessories

#### Accessories

#### Crimp contact

Crimp contact - ST-06KP010 - 1607577



Crimp contact, turned, Contact diameter: 0.6 mm, Crimp range: 0.08 mm<sup>2</sup>...0.25 mm<sup>2</sup>

Crimp contact - ST-06KP020 - 1607578



Crimp contact, turned, Contact diameter: 0.6 mm, Crimp range: 0.14 mm<sup>2</sup>...0.34 mm<sup>2</sup>

Crimp contact - ST-06KP030 - 1607579



Crimp contact, turned, Contact diameter: 0.6 mm, Crimp range: 0.34 mm<sup>2</sup>...0.5 mm<sup>2</sup>

#### Mounting material

Color-coding - ST-Z0016 - 1617993



Color-coding, Color: green

## Coupler connector - ST-17P1N8A9K04S - 1614532

### Accessories

---

Color-coding - ST-Z0017 - 1618049



Color-coding, Color: orange

---

Color-coding - ST-Z0018 - 1618050



Color-coding, Color: black

---

### Protective cover

Plastic dust protection cap - ST-Z0023 - 1621049



Plastic dust protection cap for connectors with M17 Compact external thread

---

---