

## PCB terminal block - SPTD 1,5/12-H-3,5 - 1841597

Please be informed that the data shown in this PDF Document is generated from our Online Catalog. Please find the complete data in the user's documentation. Our General Terms of Use for Downloads are valid (<http://phoenixcontact.com/download>)

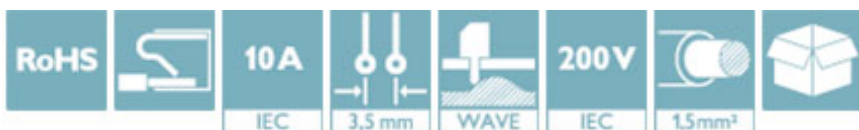


PCB terminal block, Nominal current: 10 A, Nom. voltage: 200 V, Pitch: 3.5 mm, Number of positions: 12, Connection method: Push-in spring connection, Mounting: Wave soldering, Conductor/PCB connection direction: 0 °, Color: green


The figure shows a 10-position version of the product

### Why buy this product

- Time saving push-in connection, tools not required
- Defined contact force ensures that contact remains stable over the long term
- Intuitive use through colour coded actuation lever
- Conductor connection on several levels enables higher contact density
- Quick and convenient testing using integrated test option



### Key Commercial Data

Packing unit	25 STK
Minimum order quantity	25 STK
GTIN	 4 046356 909730
GTIN	4046356909730
Weight per Piece (excluding packing)	24.520 g
Custom tariff number	85369010
Country of origin	China
Note	Made to Order (non-returnable)

### Technical data

#### Dimensions

Length	18 mm
Pitch	3.5 mm
Dimension a	38.5 mm
Height	24.2 mm
Length of the solder pin	3.5 mm

# PCB terminal block - SPTD 1,5/12-H-3,5 - 1841597

## Technical data

### Dimensions

Pin dimensions	0,6 x 1,0 mm
Pin spacing	9.35 mm
Hole diameter	1.3 mm

### General

Range of articles	SPTD 1,5
Insulating material group	I
Rated surge voltage (III/3)	2.5 kV
Rated surge voltage (III/2)	2.5 kV
Rated surge voltage (II/2)	2.5 kV
Rated voltage (III/3)	160 V
Rated voltage (III/2)	200 V
Rated voltage (II/2)	400 V
Connection in acc. with standard	EN-VDE
Nominal current $I_N$	10 A
Nominal cross section	1.5 mm <sup>2</sup>
Maximum load current	10 A
Insulating material	PA
Solder pin surface	Sn
Flammability rating according to UL 94	V0
Stripping length	8 mm
Number of positions	12

### Connection data

Conductor cross section solid min.	0.14 mm <sup>2</sup>
Conductor cross section solid max.	1.5 mm <sup>2</sup>
Conductor cross section flexible min.	0.14 mm <sup>2</sup>
Conductor cross section flexible max.	1.5 mm <sup>2</sup>
Conductor cross section flexible, with ferrule without plastic sleeve min.	0.2 mm <sup>2</sup>
Conductor cross section flexible, with ferrule without plastic sleeve max.	1.5 mm <sup>2</sup>
Conductor cross section flexible, with ferrule with plastic sleeve min.	0.2 mm <sup>2</sup>
Conductor cross section flexible, with ferrule with plastic sleeve max.	0.75 mm <sup>2</sup>
Conductor cross section AWG min.	26
Conductor cross section AWG max.	16

### Standards and Regulations

Connection in acc. with standard	EN-VDE
Flammability rating according to UL 94	V0

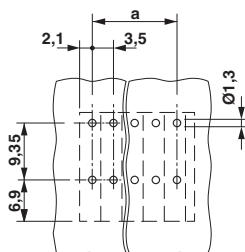
### Environmental Product Compliance

China RoHS	Environmentally friendly use period: unlimited = EFUP-e
	No hazardous substances above threshold values

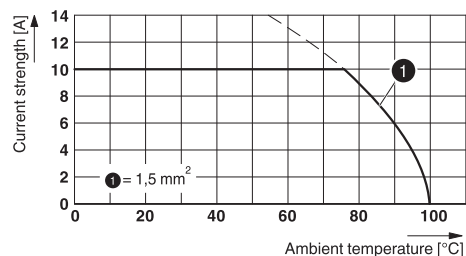
# PCB terminal block - SPTD 1,5/12-H-3,5 - 1841597

## Drawings

Drilling diagram

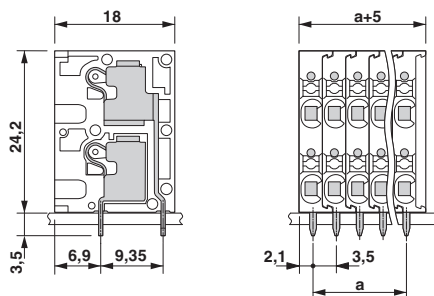


Diagram



Type: SPTD 1,5/...-H-3,5

Dimensional drawing



## Classifications

eCl@ss

eCl@ss 5.1	27141190
eCl@ss 6.0	27261101
eCl@ss 8.0	27440401
eCl@ss 9.0	27440401

ETIM

ETIM 4.0	EC002643
ETIM 5.0	EC002643
ETIM 6.0	EC002643

UNSPSC

UNSPSC 13.2	39121432
-------------	----------

## Approvals

Approvals

Approvals


cULus Recognized / VDE Zeichengenehmigung / IECCEB Scheme / EAC


# PCB terminal block - SPTD 1,5/12-H-3,5 - 1841597


## Approvals

Ex Approvals

### Approval details

cULus Recognized		<a href="http://database.ul.com/cgi-bin/XYV/template/LISEXT/1FRAME/index.htm">http://database.ul.com/cgi-bin/XYV/template/LISEXT/1FRAME/index.htm</a>	E60425-20150113
		B	
mm <sup>2</sup> /AWG/kcmil		26-14	
Nominal current I <sub>N</sub>		10 A	
Nominal voltage U <sub>N</sub>		150 V	

VDE Zeichengenehmigung		<a href="http://www.vde.com/en/Institute/OnlineService/VDE-approved-products/Pages/Online-Search.aspx">http://www.vde.com/en/Institute/OnlineService/VDE-approved-products/Pages/Online-Search.aspx</a>	40043184
mm <sup>2</sup> /AWG/kcmil		0.14-1.5	
Nominal current I <sub>N</sub>		10 A	
Nominal voltage U <sub>N</sub>		200 V	

IECEE CB Scheme		<a href="http://www.iecee.org/">http://www.iecee.org/</a>	DE1-56366
mm <sup>2</sup> /AWG/kcmil		1.5	
Nominal current I <sub>N</sub>		10 A	
Nominal voltage U <sub>N</sub>		200 V	

EAC			B.01742
-----	---	--	---------

## Accessories

Accessories

Crimping tool

## PCB terminal block - SPTD 1,5/12-H-3,5 - 1841597

### Accessories

Crimping pliers - CRIMPFOX 6 - 1212034



Crimping pliers, for ferrules without insulating collar according to DIN 46228 Part 1 and ferrules with insulating collar according to DIN 46228 Part 4, 0.25 mm<sup>2</sup> ... 6.0 mm<sup>2</sup>, lateral entry, trapezoidal crimp

---

### Labeled terminal marker

Marker card - SK 3,5/2,8:FORTL.ZAHLEN - 0804073



Marker card, Card, white, labeled, Horizontal: Consecutive numbers 1 - 10, 11 - 20, etc. up to 91 - 99, Mounting type: Adhesive, for terminal block width: 3.5 mm, Lettering field: 3.5 x 2.8 mm

---

### Screwdriver tools

Screwdriver - SZS 0,4X2,5 VDE - 1205037



Screwdriver, slot-headed, VDE insulated, size: 0.4 x 2.5 x 80 mm, 2-component grip, with non-slip grip

---

Accessories - MPS-MT 1-S - 1944372



Accessories