


W-Series
WDU 2.5 GE

Weidmüller Interface GmbH & Co. KG
Klingenbergstraße 16
D-32758 Detmold
Germany
Fon: +49 5231 1429-0
Fax: +49 5231 14292083
www.weidmueller.com

**Klippon® Connect with clamping yoke Technology**

The high reliability and variety of designs of the terminal blocks with clamping yoke connections make planning easier and optimises operational safety. Klippon® Connect provides a proven response to a range of different requirements.

General ordering data

Type	WDU 2.5 GE
Order No.	1020020000
Version	Feed-through terminal, Screw connection, 2.5 mm ² , 800 V, 24 A, Yellow
GTIN (EAN)	4008190171131
Qty.	100 pc(s).

W-Series
WDU 2.5 GE

Weidmüller Interface GmbH & Co. KG
 Klingenbergstraße 16
 D-32758 Detmold
 Germany
 Fon: +49 5231 1429-0
 Fax: +49 5231 14292083
 www.weidmueller.com

Technical data**Dimensions and weights**

Width	5.1 mm	Width (inches)	0.201 inch
Height	60 mm	Height (inches)	2.362 inch
Depth	46.5 mm	Depth (inches)	1.831 inch
Weight	8.62 g	Net weight	7.46 g

Temperatures

Continuous operating temp., min.	-60 °C	Continuous operating temp., max.	130 °C
----------------------------------	--------	----------------------------------	--------

Material data

Material	Wemid	Colour	Yellow
UL 94 flammability rating	V-0		

Rating data IECEx/ATEX

Certificate No. (ATEX)	DEMKO14ATEX1338U	ATEX certificate	ACF-ATEX_4786180920.pdf
Certificate No. (IECEX)	IECEXULD14.0005U	IEC Ex certificate	IECEXULD14.0005U_e.pdf
Max. voltage (ATEX)	690 V	Current (ATEX)	24 A
Wire cross section max. (ATEX)	2.5 mm ²	Max. voltage (IECEX)	690 V
Current (IECEX)	24 A	Wire cross section max. (IECEX)	2.5 mm ²
Operating temperature range	For operating temperature range see EC Design Test Certificate / IEC Ex-Certificate of Conformity	Marking EN 60079-7	
Ex 2014/34/EU label	II 2 G D		Ex e II

System specifications

Version	Screw connection, for plug-in cross-connector, for screwable cross-connection, One end without connector	End cover plate required	Yes
Number of potentials	1	Number of levels	1
No. of clamping points per level	2	Number of potentials per tier	1
Levels cross-connected internally	No	PE connection	No
Mounting rail	TS 35	N-function	No
PE function	No	PEN function	No

2 clampable conductors (H05V/H07V) with equal cross-section (rated connection)

Cross-section for connected wire, solid, two clampable wires, min.	0.5 mm ²	Cross-section for connected wire, solid, two clampable wires, max.	1.5 mm ²
Wire connection cross section, finely stranded, two clampable wires, min.	0.5 mm ²	Wire cross-section, finely stranded, two clampable wires, max.	1.5 mm ²
Wire connection cross section, finely stranded with wire-end ferrules DIN 46228/1, 2 clampable wires, min.	0.5 mm ²	Wire connection cross section, finely stranded with wire-end ferrules DIN 46228/1, 2 clampable wires, max.	1.5 mm ²

Additional technical data

Explosion-tested version	Yes	Number of similar terminals	1
Open sides	right	Type of mounting	Snap-on

W-Series
WDU 2.5 GE

Weidmüller Interface GmbH & Co. KG
 Klingenbergstraße 16
 D-32758 Detmold
 Germany
 Fon: +49 5231 1429-0
 Fax: +49 5231 14292083
 www.weidmueller.com

Technical data**CSA rating data**

Certificate No. (CSA)	200039-1057876	Current size C (CSA)	20 A
Voltage size C (CSA)	600 V	Wire cross section max. (CSA)	12 AWG
Wire cross section min. (CSA)	26 AWG		

Conductors for clamping (rated connection)

Blade size	0.6 x 3.5 mm	Clamping range, rated connection, max.	4 mm ²
Clamping range, rated connection, min.	0.05 mm ²	Clamping screw	M 2.5
Connection direction	on side	Cross-section for connected conductor, finely stranded with wire-end ferrules and plastic collars DIN 46228/4, rated connection, min.	0.5 mm ²
Gauge to IEC 60947-1	A3	Number of connections	2
Stripping length	10 mm	Tightening torque, max.	0.8 Nm
Tightening torque, min.	0.4 Nm	Torque level with DMS electric screwdriver	1
Twin wire-end ferrules, max.	1.5 mm ²	Twin wire-end ferrules, min.	0.5 mm ²
Type of connection	Screw connection	Wire connection cross section AWG, max.	AWG 12
Wire connection cross section AWG, min.	AWG 30	Wire connection cross section, finely stranded with wire-end ferrules DIN 46228/1, rated connection, max.	2.5 mm ²
Wire connection cross section, finely stranded with wire-end ferrules DIN 46228/1, rated connection, min.	0.5 mm ²	Wire connection cross section, finely stranded, max.	4 mm ²
Wire connection cross section, solid core max. rated connection	4 mm ²	Wire connection cross section, solid core, min. rated connection	0.5 mm ²
Wire connection cross section, stranded, rated connection, max.	4 mm ²	Wire connection cross section, stranded, rated connection, min.	1.5 mm ²
Wire connection cross-section, finely stranded with wire-end ferrules and plastic collars DIN 46228/4, rated connection, max.	2.5 mm ²	Wire connection cross-section, finely stranded, min.	0.5 mm ²

Dimensions

TS 35 offset	32 mm
--------------	-------

Rating data

Rated cross-section	2.5 mm ²	Rated voltage	800 V
Rated current	24 A	Current at maximum wires	32 A
Standards	IEC 60947-7-1	Volume resistance according to IEC 60947-7-x	1.33 mΩ
Rated impulse withstand voltage	8 kV	Pollution severity	3

UL rating data

Certificate No. (UR)	E60693	Conductor size Factory wiring max. (UR)	12 AWG
Conductor size Factory wiring min. (UR)	30 AWG	Conductor size Field wiring max. (UR)	12 AWG
Conductor size Field wiring min. (UR)	28 AWG	Current size B (UR)	25 A
Current size C (UR)	25 A	Voltage size B (UR)	600 V
Voltage size C (UR)	600 V		

W-Series
WDU 2.5 GE

Weidmüller Interface GmbH & Co. KG
 Klingenbergstraße 16
 D-32758 Detmold
 Germany
 Fon: +49 5231 1429-0
 Fax: +49 5231 14292083
 www.weidmueller.com

Technical data**Classifications**

ETIM 3.0	EC000897	ETIM 4.0	EC000897
ETIM 5.0	EC000897	ETIM 6.0	EC000897
UNSPSC	30-21-18-11	eClass 5.1	27-14-11-20
eClass 6.2	27-14-11-20	eClass 7.1	27-14-11-20
eClass 8.1	27-14-11-20	eClass 9.0	27-14-11-20
eClass 9.1	27-14-11-20		

Product information

Descriptive text ordering data	Rated voltage 400V when using cross-connection ZQV. See section "W-series accessories" for colours available.
Descriptive text technical data	2.5 mm ² conductor with wire end ferrule plus plastic collar only with collar optimised for diameter (order No. 1333100000, 500 pcs)
Descriptive text accessories	Ensure 2.5 mm ² max. when using the WQB. Only 400 V when using the shielding rail LS 2,8 1056400000.

Approvals

Approvals



ROHS Conform

Downloads

Approval/Certificate/Document of Conformity	CFAT_WDU 2.5.pdf IECEXULD14.0005U_e.pdf DE_PT1001_20160414_154_ISSUE01.pdf ACF-ATEX_4786180920
Engineering Data	EPLAN_WSCAD_Zuken E3.S
User Documentation	NTI_IECEX_WDU-WPE 2.5.pdf

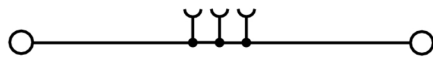
Safety noteSafety notice [Safety Information](#)

Data sheet

W-Series
WDU 2.5 GE

Weidmüller Interface GmbH & Co. KG
Klingenbergstraße 16
D-32758 Detmold
Germany
Fon: +49 5231 1429-0
Fax: +49 5231 14292083
www.weidmueller.com

Drawings



W-Series WDU 2.5 GE

Weidmüller Interface GmbH & Co. KG
 Klingenbergstraße 16
 D-32758 Detmold
 Germany
 Fon: +49 5231 1429-0
 Fax: +49 5231 14292083
 www.weidmueller.com

Accessories

End brackets



Klippon® Connect with clamping yoke Technology

The high reliability and variety of designs of the terminal blocks with clamping yoke connections make planning easier and optimises operational safety. Klippon® Connect provides a proven response to a range of different requirements.

General ordering data

Type	Order No.	Version	GTIN (EAN)	Qty.
WEW 35/2	1061200000	W-Series, End bracket	4008190030230	100 pc(s).

Test adapter



Klippon® Connect with clamping yoke Technology

The high reliability and variety of designs of the terminal blocks with clamping yoke connections make planning easier and optimises operational safety. Klippon® Connect provides a proven response to a range of different requirements.

General ordering data

Type	Order No.	Version	GTIN (EAN)	Qty.
WTA 2/ZA WDU2.5-10	1632330000	W-Series, Test adapter	4008190257330	25 pc(s).
WTA 2 WDU2.5-10	1632320000	W-Series, Test adapter	4008190257347	25 pc(s).

Partition plates



Klippon® Connect with clamping yoke Technology

The high reliability and variety of designs of the terminal blocks with clamping yoke connections make planning easier and optimises operational safety. Klippon® Connect provides a proven response to a range of different requirements.

General ordering data

Type	Order No.	Version	GTIN (EAN)	Qty.
WTW EN	1058800000	W-Series, Separation plate	4008190140175	20 pc(s).

W-Series
WDU 2.5 GE

Weidmüller Interface GmbH & Co. KG
 Klingenbergstraße 16
 D-32758 Detmold
 Germany
 Fon: +49 5231 1429-0
 Fax: +49 5231 14292083
 www.weidmueller.com


Accessories
Blank


WS markers are the perfect match for the W-series connectors. Thanks to their system compatibility, the WS tags can also be used with the I-series and the Z-series. The large marking surfaces do not only permit long character strings but also multi-line text. WS markers are ideal for labels with long, customised character strings. Thanks to the proven MultiCard format, printing with laser printer, PrintJet ADVANCED, plotter or MC-Mobilo is possible.

- Can be fitted in strips or individually
- Markers in proven MultiCard format

General ordering data

Type	Order No.	Version	GTIN (EAN)	Qty.
WS 12/5 MC	1609860000	WS, Terminal marker, 12 x 5 mm, Pitch in mm (P): 5.00	4008190203481	720 pc(s).
NE WS		Weidmueller, Allen-Bradley, White		

SchT group marker carrier


The SchT 5 S group tag carriers are clipped directly onto the TS 32 mounting rail (G-rail) or the TS 35 mounting rail (top-hat rail). It is therefore possible to label the terminal strip irrespective of the terminal and the type of terminal. SchT 5 and SchT 5 S are fitted with ESO 5, STR 5 protective strips.

The SchT 7 is a hinged group tag carrier for inlay tags which enables easy access to the clamping screw. The SchT 7 is fitted with ESO 7, STR 7 protective strips or DEK 5.

SchT 9/4 and SchT 14/6 are hinged group tag carriers for single dekafix and WS tags that enable easy access to the clamping screw.

SchT 9/4 and SchT 14/6 are fitted with WS or DEK. Inlay tags and protective strips can be found under "Accessories".

General ordering data

Type	Order No.	Version	GTIN (EAN)	Qty.		
SCHT 7	0517960000	SCHT, Terminal marker, 39.3 x 8 mm, Pitch in mm (P): 7.00 White	4008190001742	20 pc(s).		
This article will no longer be available in the future.	2015-07-31T00:00:00+02:00	SCHT 9/4	1278460000	SCHT, Terminal marker, 32 x 4 mm, Pitch in mm (P): 5.00 Beige	4008190086930	20 pc(s).
This article will no longer be available in the future.	2017-06-30T00:00:00+02:00	SCHT 14/6	1269060000	SCHT, Terminal marker, 44.3 x 6 mm, Pitch in mm (P): 6.00 Beige	4008190051396	20 pc(s).

**W-Series
WDU 2.5 GE**

Weidmüller Interface GmbH & Co. KG
 Klingenbergstraße 16
 D-32758 Detmold
 Germany
 Fon: +49 5231 1429-0
 Fax: +49 5231 14292083
 www.weidmueller.com

Accessories
ZGB pivotable group tag holder


The ZGB 15 is a hinged group tag carrier. The tag carrier can hold the dekafix 5, WS 12/5 terminal markers or the inlay tag ESO 15.

The ZGB 30 is a hinged group tag carrier. The tag carrier can hold the dekafix 5, WS 12/5 terminal markers or the inlay tag ESO 7.

Inlay tags and protective strips can be found under "Accessories".

General ordering data

Type	Order No.	Version	GTIN (EAN)	Qty.
ZGB 30	1611930000	Terminal markers, Terminal marker, 32 x 7 mm, Pitch in mm (P): 5.00 White	4008190002251	20 pc(s).
ZGB 15	1636530000	Terminal markers, Terminal marker, 15 x 7 mm, Pitch in mm (P): 5.00 White	4008190297053	20 pc(s).

Shielding bus

Klippon® Connect with clamping yoke Technology

The high reliability and variety of designs of the terminal blocks with clamping yoke connections make planning easier and optimises operational safety. Klippon® Connect provides a proven response to a range of different requirements.

General ordering data


Type	Order No.	Version	GTIN (EAN)	Qty.
LS 2.8 WDU2.5-10	1056400000	W-Series, Shield bus	4008190036454	100 pc(s).

**W-Series
WDU 2.5 GE**

Weidmüller Interface GmbH & Co. KG
Klingenbergstraße 16
D-32758 Detmold
Germany
Fon: +49 5231 1429-0
Fax: +49 5231 14292083
www.weidmueller.com

Accessories

End plates



Klippon® Connect with clamping yoke Technology

The high reliability and variety of designs of the terminal blocks with clamping yoke connections make planning easier and optimises operational safety. Klippon® Connect provides a proven response to a range of different requirements.

General ordering data

Type	Order No.	Version	GTIN (EAN)	Qty.
WAP 2.5-10	1050000000	W-Series, End plate	4008190103149 50 pc(s).	
WAP 2.5-10	1050080000	W-Series, End plate	4008190136611 50 pc(s).	
BL				
WAP 16+35	1050100000	W-Series, End plate,	4008190079901 20 pc(s).	
WTW 2.5-10		Seperation plate		
WAP 16+35	1050180000	W-Series, End plate,	4008190013899 20 pc(s).	
WTW 2.5-10		Seperation plate		
BL				

DEK 5/5



WS/ DEK

MultiMark DEK/WS connector markers use an innovative composite material made from two components. The hard base contour of the marker snaps securely into the connector. The elastic surface finish makes the marker easy to mount. This specially punched material enables the strips to be stretched to accommodate the slight variations in spacing that tend to add up, especially with long terminal blocks. Another advantage: the excellent printability of the surface material guarantees durable and wear-resistant labelling. A print resolution of 300 dpi also produces a very legible script.

Your benefits with MultiMark

- Compatible with W, Z, P and SAK series terminal blocks
- Firm hold and durable printing
- Continuous strips save installation time
- Easy mounting thanks to an innovative composite material
- Space for multi-line printing

General ordering data

Type	Order No.	Version	GTIN (EAN)	Qty.
DEK 5/5 MM	2007110000	Dekafix, Terminal marker,	4050118391862 800 pc(s).	
WS		5 x 5 mm, Weidmueller, White		

**W-Series
WDU 2.5 GE**

Weidmüller Interface GmbH & Co. KG
 Klingenbergstraße 16
 D-32758 Detmold
 Germany
 Fon: +49 5231 1429-0
 Fax: +49 5231 14292083
 www.weidmueller.com

Accessories
WQV 2.5

Klippon® Connect with clamping yoke Technology

The high reliability and variety of designs of the terminal blocks with clamping yoke connections make planning easier and optimises operational safety. Klippon® Connect provides a proven response to a range of different requirements.

General ordering data

Type	Order No.	Version	GTIN (EAN)	Qty.
WQV 2.5/2	1053660000	W-Series, Cross-connector, For the terminals, No. of poles: 2	4008190031121	50 pc(s).
WQV 2.5/10	1054460000	W-Series, Cross-connector, For the terminals, No. of poles: 10	4008190135089	20 pc(s).
WQV 2.5/4	1053860000	W-Series, Cross-connector, For the terminals, No. of poles: 4	4008190049706	50 pc(s).
WQV 2.5/3	1053760000	W-Series, Cross-connector, For the terminals, No. of poles: 3	4008190058999	50 pc(s).

Blank


The WAD connector marker is suitable for W-series terminals and for the WEW 35/2 and ZEW 35/2 end brackets. The markers are available as blank markers, with custom printing or standard print with lightning symbol. The WAD MultiCard markers are suitable for labelling with PrintJet ADVANCED printers.

- High-quality and resistant printing with PrintJet
- WAD marker and cover for the W-series terminals and the WEW 35/2 or ZEW 35/2 end brackets
- Available as blank markers, with custom printing or standard print with lightning symbol
- Quick and easy installation

General ordering data

Type	Order No.	Version	GTIN (EAN)	Qty.
WAD 5 MC NE WS	1112910000	Group marker, Cover, 33.3 x 403224889 5 mm, Pitch in mm (P): 5.00 White	4032248891689	48 pc(s).
WAD 5 MC NE GE	1112920000	Group marker, Cover, 33.3 x 403224889 5 mm, Pitch in mm (P): 5.00 Yellow	4032248891771	48 pc(s).

**W-Series
WDU 2.5 GE**

Weidmüller Interface GmbH & Co. KG
 Klingenbergstraße 16
 D-32758 Detmold
 Germany
 Fon: +49 5231 1429-0
 Fax: +49 5231 14292083
 www.weidmueller.com


Accessories
ZQV 2.5N

Spring connection with tension clamp Technology

Tension clamp technology is a universal contact system for all common conductor connection types. Its fantastic level of flexibility makes the tension clamp a profitable alternative connection.

General ordering data

Type	Order No.	Version	GTIN (EAN)	Qty.
ZQV 2.5N/4 GE	1693820000	Z-series, Cross-connector, 24 A	4008190883652	60 pc(s).
ZQV 2.5N/3 GE	1693810000	Z-series, Cross-connector, 24 A	4008190883645	60 pc(s).
ZQV 2.5N/2 GE	1693800000	Z-series, Cross-connector, 24 A	4008190883621	60 pc(s).
ZQV 2.5N/20 GE	1909000000	Z-series, Cross-connector, 24 A	4032248535613	20 pc(s).
ZQV 2.5N/10 GE	1693880000	Z-series, Cross-connector, 24 A	4008190883720	20 pc(s).

Blank


The Dekafix (DEK) marker is the universal marker for all conductor and plug-in connectors as well as for electronic sub-assemblies. The system is ideal for short number sequences and covers a wide range of ready-printed markers.

Strips for fast installation in only one work step. The printing is easy to read, rich in contrast and available in various widths.

- Large range of ready-to-use markers
- Strips for fast installation
- Terminal markers, suitable for all Weidmüller cable connectors
- Available as blank MultiCard or with standard printing

General ordering data

Type	Order No.	Version	GTIN (EAN)	Qty.
DEK 5/5 MC NE WS	1609801044	Dekafix, Terminal marker, 5 x 5 mm, Pitch in mm (P): 5.00 Weidmueller, White	4008190397111	1,000 pc(s).