

PA Amplifiers

EUROPOWER

EPQ2000/EPQ1200

EPQ900/EPQ450/EPQ304

Professional Light Weight Power Amplifiers with ATR (Accelerated Transient Response) Technology

EPQ2000: 2,000 Watt Light Weight Stereo Power Amplifier

- 2 x 1,000 Watts into 4 Ohms;
2 x 600 Watts into 8 Ohms
- Switchable limiters offer maximum output level with reliable overload protection
- XLR, ¼" TRS and RCA input connectors for compatibility with any source
- Professional speaker connectors and "touch-proof" binding posts support most speaker wiring systems
- Built-in Subwoofer/Satellite crossover for more flexibility
- Ultra-light weight design (15.4 lbs / 7.0 kg)

EPQ1200: 1,200 Watt Light Weight Stereo Power Amplifier

- 2 x 600 Watts into 4 Ohms;
2 x 320 Watts into 8 Ohms
- Switchable limiters offer maximum output level with reliable overload protection
- XLR, ¼" TRS and RCA input connectors for compatibility with any source
- Professional speaker connectors and "touch-proof" binding posts support most speaker wiring systems
- Built-in Subwoofer/Satellite crossover for more flexibility
- Ultra-light weight design (14.8 lbs / 6.7 kg)



EPQ Series amplifiers combine serious output power with high-tech efficiency to create feather-light power amps that will keep your rig kicking for years to come. With four stereo models, ranging from 450 to 2,000 Watts, and the four-channel EPQ304 (4 x 75 Watts) to choose from, there is an EPQ Series amplifier for every application. And these 1RU and 2RU amps are only 10.1 inches deep (257 mm), so they fit into virtually any size rack.

Accelerated Transient Response Delivers the Knockout Punch

It takes huge pulses of energy (current and voltage) to propel a woofer cone out fast enough to match a bass beat. That's called Transient Response and it's the holy grail of amp designers. By carefully selecting transistors with extremely high slew rates and optimizing other proprietary parts of our circuitry,

our amps are able to react instantly to even the most demanding electronic bass impulses. If the woofers in your PA system can keep up, your audience will hear a tighter, crisper, more natural sound.

This technology has revolutionized pro audio amp designs with its outstanding performance and efficiency. When combined with switching-mode power supplies that do away with heavy toroid transformers, our new designs provide more dynamic punch and, because they are so much more efficient, run cooler and don't require huge, heavy heat sinks.

BEHRINGER didn't invent this technology, but our R&D Department has been working for years to perfect our own version, creating lightweight amps that run cool and also achieve our goal of Accelerated Transient Response.

Continued on next page



EUROPOWER

EPQ2000

EPQ1200

EPQ900

EPQ450

EPQ304

EPQ900: 900-Watt Light Weight Stereo Power Amplifier

- 2 x 390 Watts into 4 Ohms;
2 x 245 Watts into 8 Ohms
- Independent limiters for each channel offer maximum output level with reliable overload protection
- Servo-balanced XLR and ¼" TRS inputs plus professional speaker connectors
- Ultra-light weight design
(10.8 lbs / 4.9 kg)

EPQ450: 460-Watt Light Weight Stereo Power Amplifier

- 2 x 230 Watts into 4 Ohms;
2 x 130 Watts into 8 Ohms
- Independent limiters for each channel offer maximum output level with reliable overload protection
- Servo-balanced XLR and ¼" TRS inputs plus professional speaker connectors
- Ultra-light weight design
(10.3 lbs / 4.7 kg)

EPQ304: 300-Watt Light Weight 4-Channel Power Amplifier

- 4 x 75 Watts into 4 Ohms;
4 x 50 Watts into 8 Ohms
- Independent limiters for each channel offer maximum output level with reliable overload protection
- Servo-balanced XLR and ¼" TRS inputs plus professional speaker connectors
- Ultra-light weight design
(8.8 lbs / 4.0 kg)

Everything You Need

The simple front panel controls and indicators of these amps provide all of your system's vital signs at a glance. After pressing the Power Button, the POWER LED will light to show the amp is ready for action. All channels have independent gain dials with SIGNAL LEDs that light when a signal is present, as well as clip LEDs to indicate when the signal is distorted and you need to reduce the gain.

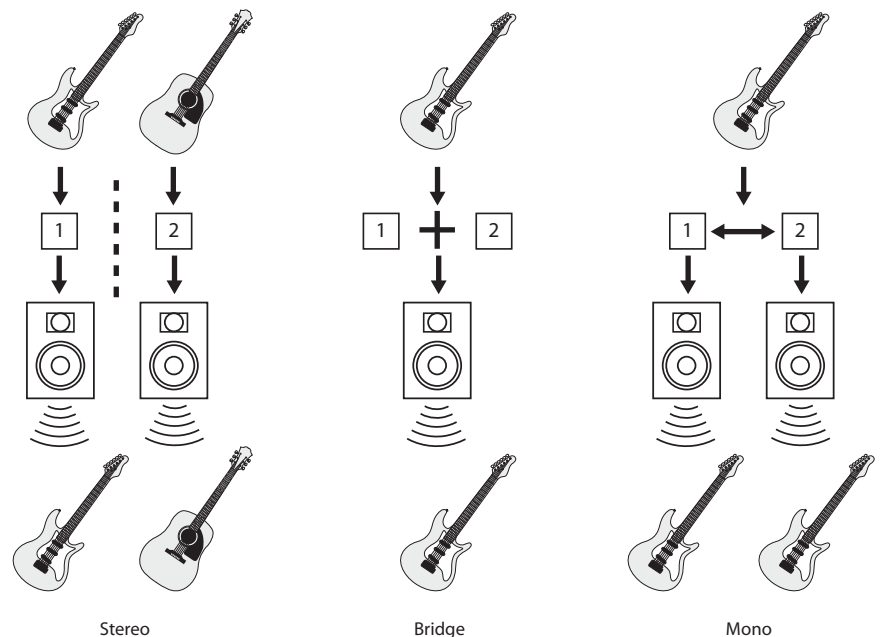
While all EPQ models accept balanced XLR and ¼" TRS INPUTs, the EPQ2000 and EPQ1200 also accept unbalanced RCA connections. Professional locking speaker outputs are provided to securely connect to your passive loudspeakers, plus touch-proof binding posts are supplied on the EPQ1200 and EPQ2000 models. The same panel contains switches that allow you to put these amps to work in either mono, stereo or mono bridge mode. The four-channel EPQ304 can be operated in quad mono, dual stereo or dual bridge mode.

A built-in CROSSOVER switch (EPQ2000 and EPQ12000 only) allows you operate in biamp mode, sending low frequency content to subwoofers via the CH1 output and mid/high frequency output to CH2. The crossover frequency is preset internally at 100 Hz. Additionally, the EPQ2000 and EPQ12000 models each feature a built-in, switchable LIMITER for the ultimate in loudspeaker protection.

Value

BEHRINGER's new EPQ power amps are exceptionally light, pack massive power and are built to withstand the rigors of the road. With four unique models to choose from, there's an EPQ Series amp that is ideal for your application, no matter how diverse—plus its light price tag will leave you with money left over to acquire more stuff to amplify! Check out the EPQ Series today and find out why BEHRINGER power amps are among the most popular on Earth.

EPQ Series Operating Modes



EUROPOWER

EPQ2000

EPQ1200

EPQ900

EPQ450

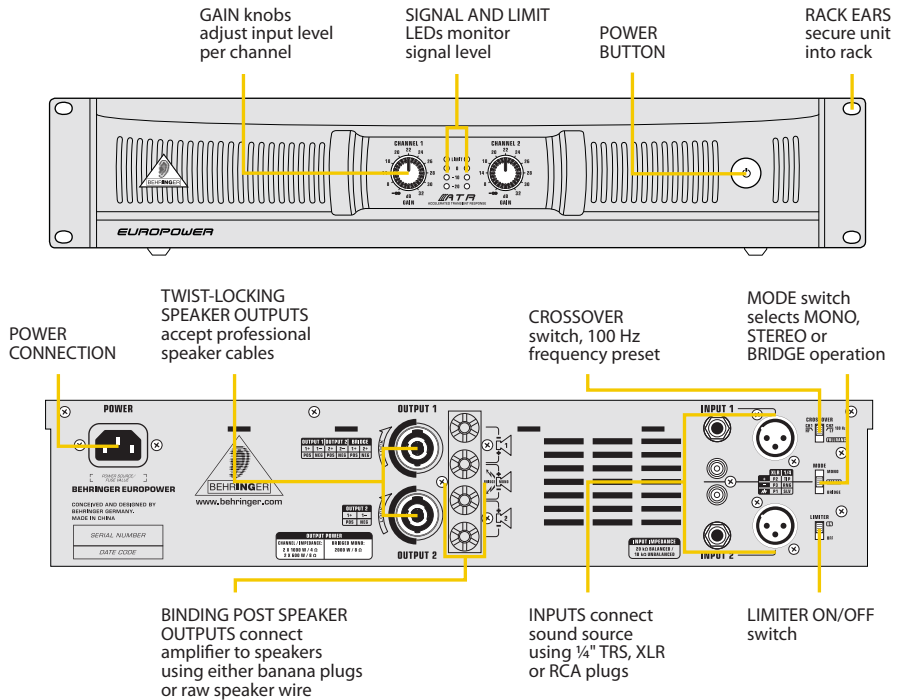
EPQ304

Common Features

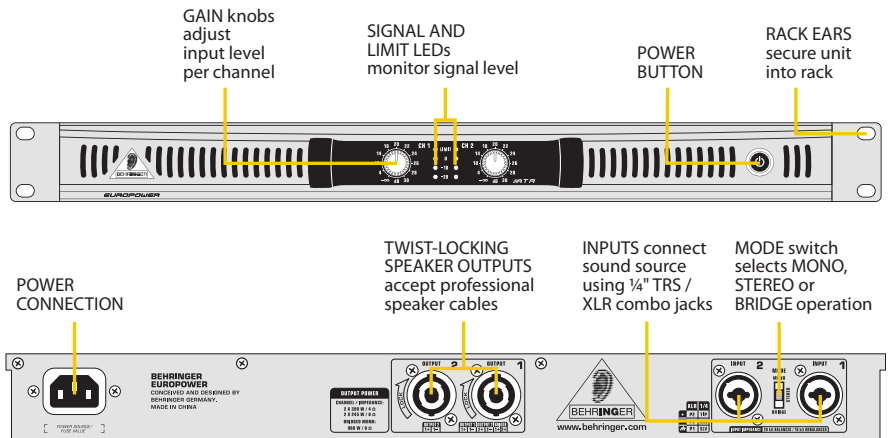
- ATR (Accelerated Transient Response) technology for ultimate punch and clarity
- Ultra-light, ultra-low noise and ultra-efficient switch-mode power supply for noise-free audio, superior transient response and low power consumption Precise Power, Signal and Clip LEDs to monitor performance
- Independent DC and thermal overload protection on each channel automatically protects amplifier and speakers without shutting down the show
- Detented gain controls for precise setting and matching of sensitivity
- "Back-to-front" ventilation system including air filter for reliable operation
- "Built-like-a-tank", impact-resistant, all-steel 2U (EPQ1200 & EPQ2000) and 1U (EPQ450, EPQ900, EPQ304) rackmount chassis
- Minimum depth chassis (10.1" / 257 mm), fits into compact, inexpensive effects racks
- High-quality components and exceptionally rugged construction ensure long life
- Conceived and designed by BEHRINGER Germany

behringer.com

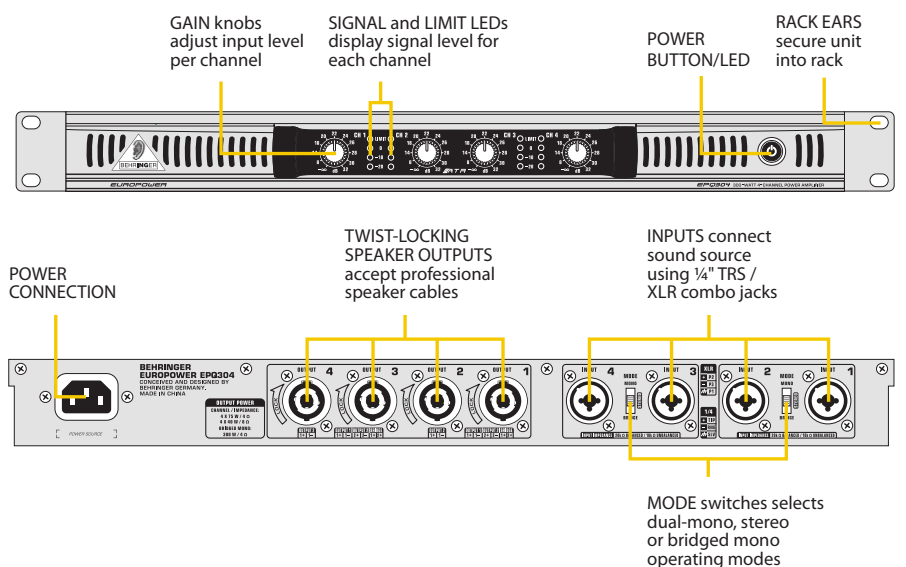
EPQ2000 / EPQ1200



EPQ900 / EPQ450

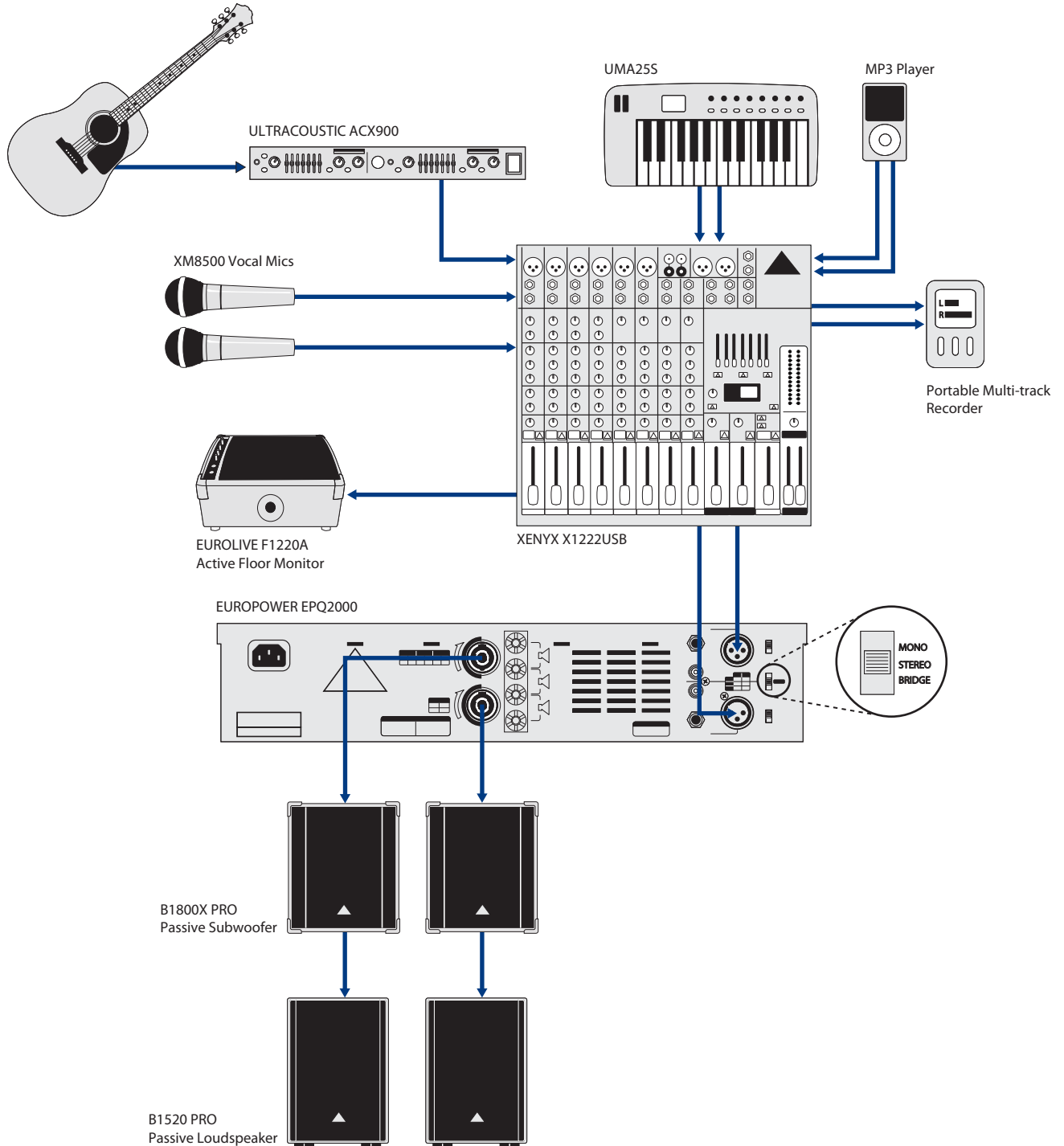


EPQ304



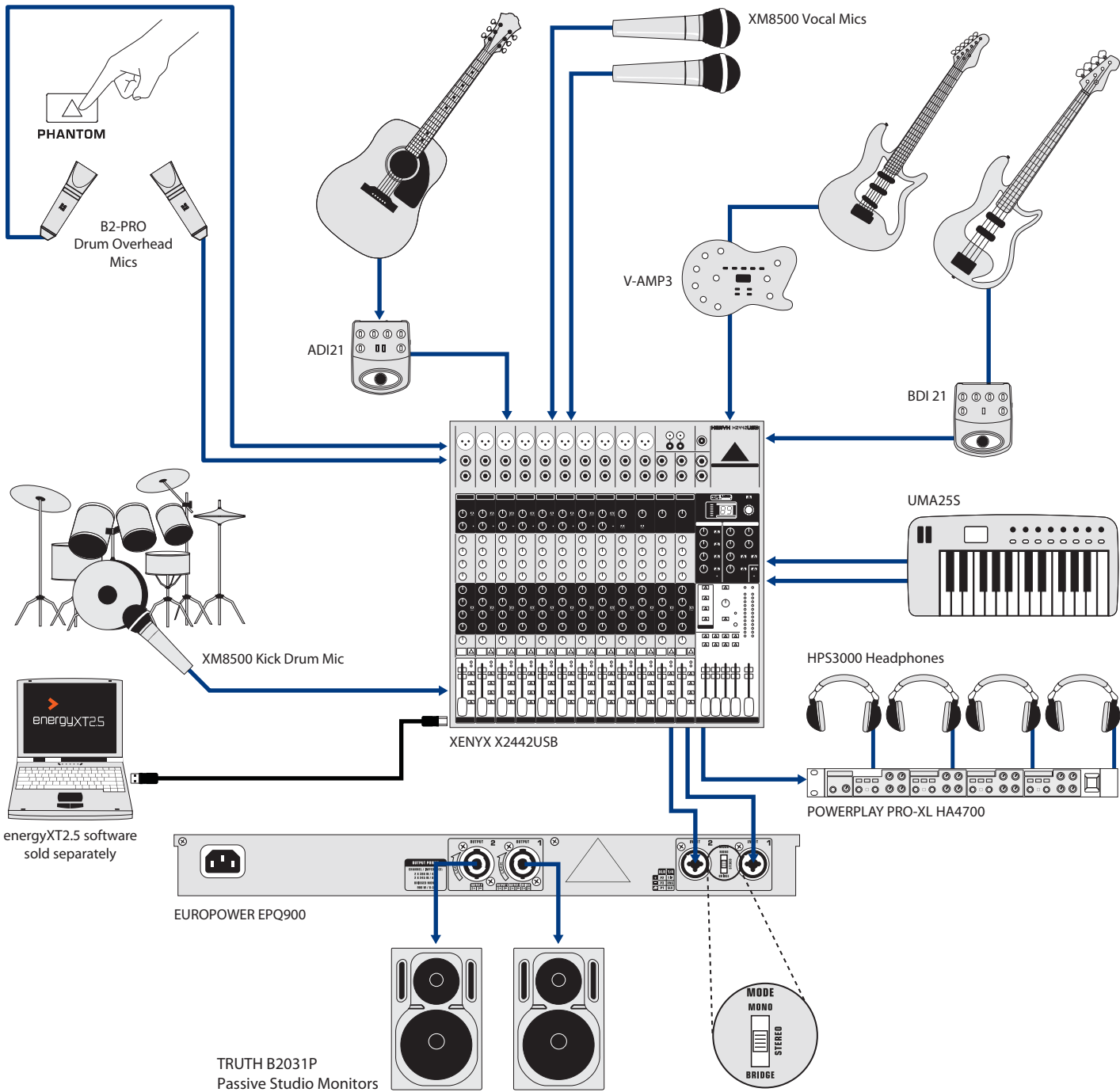
EUROPOWER EPQ2000 EPQ1200 EPQ900 EPQ450 EPQ304

EPQ2000 – Live Stereo PA with Active Floor Monitor



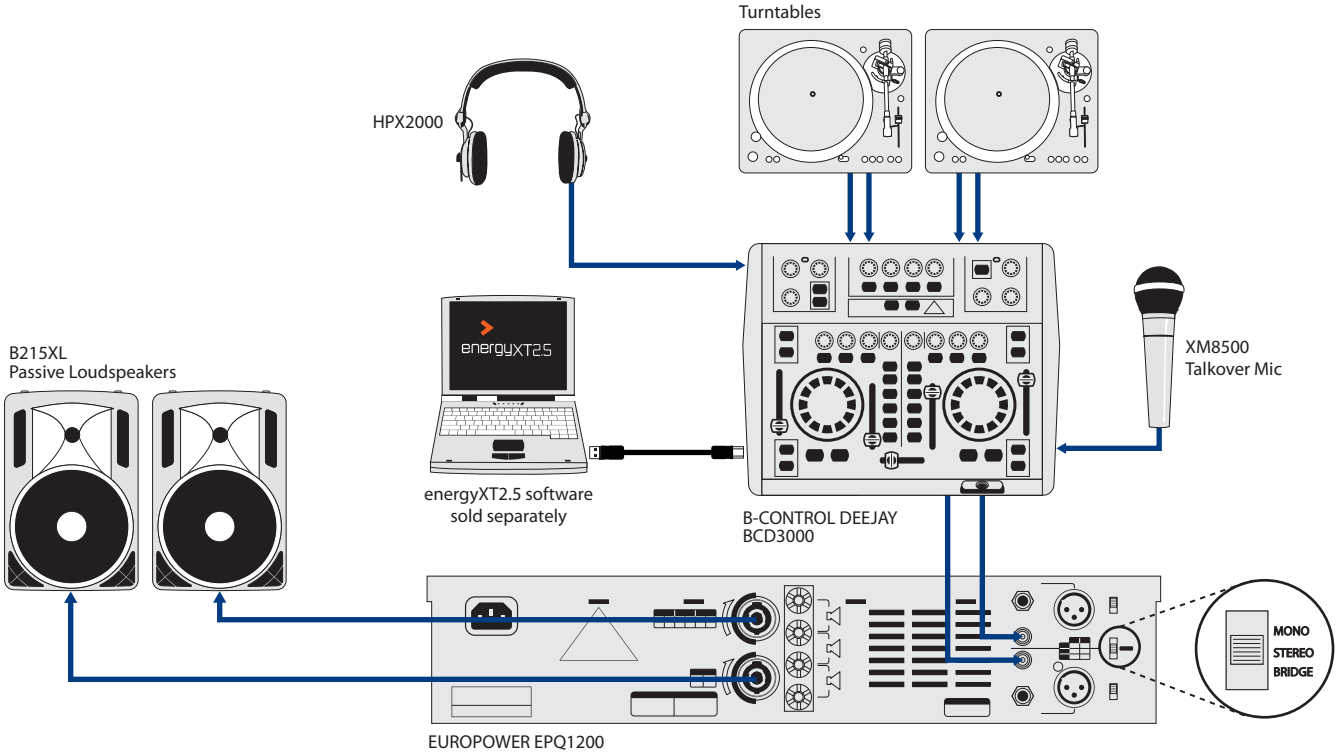
EUROPOWER
EPQ2000
EPQ1200
EPQ900
EPQ450
EPQ304

EPQ900 – Recording Setup with Passive Studio Monitors

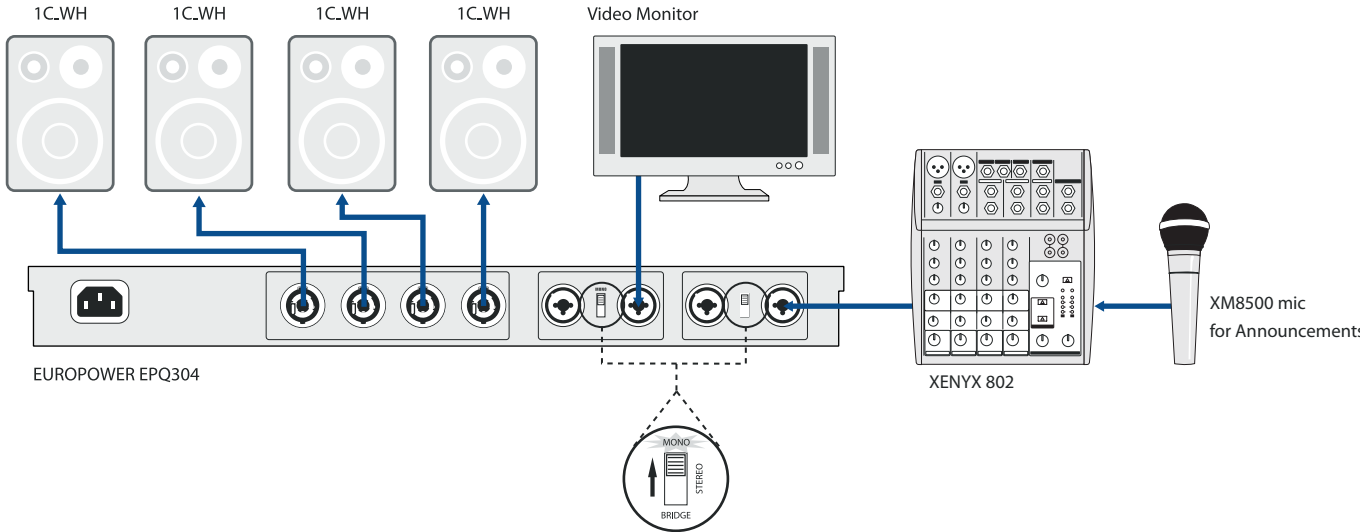


EUROPOWER EPQ2000 EPQ1200 EPQ900 EPQ450 EPQ304

EPQ1200 – Live Stereo DJ Setup with Passive Booth Monitors



EPQ304 – Club A/V System



EUROPOWER

EPQ2000

EPQ1200

EPQ900

EPQ450

EPQ304

EPQ304

OUTPUT POWER	
RMS	
Stereo	All channels driven
4 Ω / 1 kHz @ 1% THD	65 W
8 Ω / 1 kHz @ 1% THD	40 W
Bridged Mono	2 pairs of channels bridged
8 Ω / 1 kHz @ 1% THD	130 W
PEAK POWER	
Stereo	All channels driven
4 Ω / 1 kHz	75 W
8 Ω / 1 kHz	50 W
Bridged Mono	2 pairs of channels bridged
8 Ω bridge mode	150 W
SYSTEM	
Controls	
Front	Power switch Gain controls (channels 1, 2, 3, 4)
Rear	Mode switch (Mono, Stereo, Bridge)

EPQ450

OUTPUT POWER	
RMS	
Stereo	Both channels driven
8 Ω / 1 kHz @ 1% THD	95 W
4 Ω / 1 kHz @ 1% THD	155 W
Bridged Mono	Both channels bridged
8 Ω / 1 kHz @ 1% THD	310 W
PEAK POWER	
Stereo	Both channels driven
8 Ω / 1 kHz	130 W
4 Ω / 1 kHz	230 W
Bridged Mono	Both channels bridged
8 Ω / 1 kHz	460 W
SYSTEM	
Controls	
Front	Power switch GAIN control (channels 1 and 2)
Rear	Mode switch (Mono, Stereo, Bridge)

Indicators	
POWER	Blue LED
LIMIT (per channel)	Blue LED
SIGNAL (per channel)	White LED (-20 dB, -10 dB, 0 dB)
Connectors	
Inputs	4 x XLR / ¼" TRS combo jacks
Input impedance	10 kΩ unbalanced, 20 kΩ balanced
Outputs	4 x locking-style professional speaker connectors
Output circuit type	Class D
Distortion	20 Hz - 20 kHz, +0 / -1 dB
Frequency Response	28 dB
Damping Factor	> 80 @ 8 Ω
Signal-to-Noise	>100 dB
CIRCUIT PROTECTION	
Cooling	Continuously variable speed fan Right-to-left air flow
Amplifier protection	Full short-circuit, overcurrent, DC protection, thermal protection
Load protection	On/off muting, DC-fault power supply shutdown

Indicators	
POWER	Blue LED
LIMIT (per channel)	Blue LED
SIGNAL (per channel)	White LED (-20 dB, -10 dB, 0 dB)
Connectors	
Inputs	2 x XLR / ¼" TRS combo jacks
Input impedance	10 kΩ unbalanced, 20 kΩ balanced
Outputs	2 x locking-style professional speaker connectors
Output circuit type	Class AB
Distortion	< 0.3%
Frequency Response	20 Hz - 20 kHz, +0/-1 dB
Damping Factor	> 220 @ 8 Ω
Signal-to-Noise	>102 dBA
CIRCUIT PROTECTION	
Cooling	Continuously variable speed fan Right-to-left air flow
Amplifier protection	Full short-circuit, overcurrent, DC protection, thermal protection
Load protection	On /off muting, DC-fault power supply shutdown

POWER SUPPLY / VOLTAGE (FUSES)

USA / Canada	120 V~, 60 Hz (T 6.3 A H 250 V)
UK / Australia	240 V~, 50 Hz (T 3.15 A H 250 V)
Europe	230 V~, 50 Hz (T 3.15 A H 250 V)
China	220 V~, 50 Hz (T 3.15 A H 250 V)
Japan	100 V~, 50/60 Hz (T 6.3 A H 250 V)
Power consumption	380 W
Mains connector	Standard IEC receptacle

DIMENSIONS/WEIGHT

Dimensions (H x W x D)	approx. 1.9 x 19.0 x 10.4" approx. 49 x 482 x 265 mm
Weight	approx. 8.8 lbs / 4 kg

POWER SUPPLY / VOLTAGE (FUSES)

USA / Canada	120 V~, 60 Hz (T 6.3 A H 250 V)
UK / Australia	240 V~, 50 Hz (T 3.15 A H 250 V)
Europe	230 V~, 50 Hz (T 3.15 A H 250 V)
China	220 V~, 50 Hz (T 3.15 A H 250 V)
Japan	100 V~, 50/60 Hz (T 6.3 A H 250 V)
Power consumption	530 W
Mains connector	Standard IEC receptacle

DIMENSIONS/WEIGHT

Dimensions (H x W x D)	approx. 1.9 x 19.0 x 10.4" approx. 49 x 482 x 265 mm
Weight	approx. 10.4 lbs / 4.7 kg

EUROPOWER

EPQ2000

EPQ1200

EPQ900

EPQ450

EPQ304

EPQ900

OUTPUT POWER

RMS

Stereo	Both channels driven
8 Ω per channel, stereo	175 W
4 Ω per channel, stereo	275 W
Bridged Mono	Both channels bridged
8 Ω bridge mode	580 W

PEAK POWER

Stereo	Both channels driven
8 Ω per channel, stereo	245 W
4 Ω per channel, stereo	390 W
Bridged Mono	Both channels bridged
8 Ω bridge mode	900 W

SYSTEM

Controls

Front	Power switch GAIN control (channels 1 and 2)
Rear	Mode switch (Mono, Stereo, Bridge)

EPQ1200

OUTPUT POWER

RMS

Stereo	
8 Ω per channel, stereo	250 W
4 Ω per channel, stereo	425 W
Bridged Mono	
8 Ω bridge mode	850 W

PEAK POWER

Stereo	
8 Ω per channel, stereo	320 W
4 Ω per channel, stereo	600 W
Bridged Mono	
8 Ω bridge mode	1200 W

SYSTEM

Controls

Front	Power switch GAIN control (channels 1 and 2)
Rear	CROSSOVER switch, MODE switch, LIMITER switch

Indicators

POWER	Blue LED
LIMIT (per channel)	Blue LED
SIGNAL (per channel)	White LED (-20 dB, -10 dB, 0 dB)

Connectors

Inputs	2 x XLR / ¼" TRS combo jacks
Input impedance	10 k Ω unbalanced, 20 k Ω balanced
Outputs professional speaker connectors	2 x locking-style
Output circuit type	Class H
Distortion	< 0.3%
Frequency Response	20 Hz - 20 kHz, +0 / -1 dB
Damping Factor	> 350 @ 8 Ω
Signal-to-Noise	104 dB

CIRCUIT PROTECTION

Cooling	Continuously variable speed fan Right-to-left air flow
Amplifier protection	Full short-circuit, overcurrent, DC protection, thermal protection
Load protection	On/off muting, DC fault power supply shut down

Indicators

POWER	Blue LED
LIMIT (per channel)	Blue LED
SIGNAL (per channel)	White LED (-20 dB, -10 dB, 0 dB)

Connectors

Inputs	Balanced XLR, ¼" TRS, RCA
Input impedance	10 k Ω unbalanced, 20 k Ω balanced
Outputs	Touch-proof binding posts, professional speaker connectors
Output circuit type	Class AB
Distortion	< 0.01%
Frequency Response	20 Hz - 20 kHz, +0/-1 dB
Damping Factor	> 220 @ 8 Ω
Signal-to-Noise	> 100 dBA

CIRCUIT PROTECTION

Cooling	Continuously variable speed fan Back-to-front air flow
Amplifier protection	Full short-circuit, open-circuit, thermal, and HF protection. Stable into reactive or mismatched loads
Load protection	On/off muting, DC-fault power supply shutdown

POWER SUPPLY / VOLTAGE (FUSES)

USA / Canada	120 V~, 60 Hz (T 10 A H 250 V)
UK / Australia	240 V~, 50 Hz (T 6.3 A H 250 V)
Europe	230 V~, 50 Hz (T 6.3 A H 250 V)
China	220 V~, 50 Hz (T 6.3 A H 250 V)
Japan	100 V~, 50/60 Hz (T 10 A H 250 V)
Power consumption	1050 W
Mains connector	Standard IEC receptacle

DIMENSIONS/WEIGHT

Dimensions (H x W x D)	approx. 1.9 x 19.0 x 10.4" approx. 49 x 482 x 265 mm
Weight	approx. 10.8 lbs / 4.9 kg

POWER SUPPLY / VOLTAGE (FUSES)

USA / Canada	120 V~, 60 Hz (T 15 A H 250 V)
UK / Australia	220-240 V~, 50/60 Hz (T 8 A H 250 V)
Japan	100 V~, 50/60 Hz (T 15 A H 250 V)
Power consumption	1300 W
Mains connector	Standard IEC receptacle

DIMENSIONS/WEIGHT

Dimensions (H x W x D)	3.7 x 19.0 x 10.6" 94 x 483 x 269 mm
Weight	14.8 lbs / 6.7 kg

EUROPOWER

EPQ2000

EPQ1200

EPQ900

EPQ450

EPQ304

EPQ2000

OUTPUT POWER

RMS

Stereo

8 Ω per channel, stereo 500 W4 Ω per channel, stereo 700 W

Bridged Mono

8 Ω bridge mode 1400 W

PEAK POWER

Stereo

8 Ω per channel, stereo 600 W4 Ω per channel, stereo 1000 W

Bridged Mono

8 Ω bridge mode 2000 W

SYSTEM

Controls

Front Power switch GAIN control
(channels 1 and 2)Rear CROSSOVER switch,
MODE switch, LIMITER switch

Indicators

POWER Blue LED

LIMIT (per channel) Blue LED

SIGNAL (per channel) White LED (-20 dB, -10 dB, 0 dB)

Connectors

Inputs Balanced XLR, ¼" TRS, RCA

Input impedance 10 k Ω unbalanced, 20 k Ω balancedOutputs Touch-proof binding posts,
professional speaker connectors

Output circuit type Class H, 2-tier

Distortion < 0.01%

Frequency Response 20 Hz - 20 kHz, +0/-1 dB

Damping Factor > 220 @ 8 Ω

Signal-to-Noise > 100 dBA

CIRCUIT PROTECTION

Cooling Continuously variable speed fan
Back-to-front air flowAmplifier protection Full short-circuit, open-circuit,
thermal, and HF protection.
Stable into reactive or
mismatched loadsLoad protection On /off muting, DC-fault power
supply shutdown

POWER SUPPLY / VOLTAGE (FUSES)

USA / Canada 120 V~, 60 Hz (T 20 A H 250 V)

UK / Australia 220-240 V~, 50/60 Hz
(T 8 A H 250 V)Europe 220-240 V~, 50/60 Hz
(T 10 A H 250 V)

Japan 100 V~, 50/60 Hz (T 20 A H 250 V)

Power consumption 2200 W

Mains connector Standard IEC receptacle

DIMENSIONS/WEIGHT

Dimensions (H x W x D) 3.7 x 19.0 x 10.6"
94 x 483 x 269 mm

Weight 15.4 lbs / 7.0 kg

BEHRINGER is constantly striving to maintain the highest professional standards. As a result of these efforts, modifications may be made from time to time to existing products without prior notice. Specifications and appearance may differ from those listed or illustrated.

For service, support or more information contact the BEHRINGER location nearest you:

Europe Tel.: +49 2154 9206 4149
Fax: +49 2154 9206 4199

USA/Canada Tel.: +1 425 672 0816
Fax: +1 425 673 7647

Singapore Tel.: +65 6845 1800
Fax: +65 6214 0275

Australia Tel.: +61 03 9877 7170
Fax: +61 03 9877 7870

Japan Tel.: +81 3 5281 1180
Fax: +81 3 5281 1181

©2010 Red Chip Company Ltd. Technical specifications and appearance subject to change without notice. The information contained herein is correct at the time of printing. All trademarks are the property of their respective owners. BEHRINGER accepts no liability for any loss which may be suffered by any person who relies either wholly or in part upon any description, photograph or statement contained herein. 985-10000-00454

behringer.com

