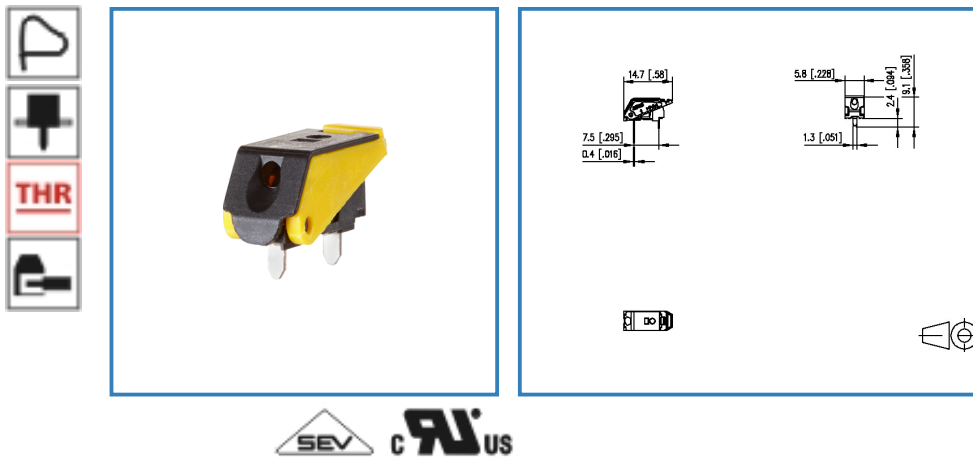


Data Sheet

SR99S01VBNN0002 yellow

Illustration



see enlarged drawing at the end of the document

Product specification

- spring clamp terminal block, THR solderable, double solder pins
- direction of connection 90°
- fittable without loss of poles
- color yellow
- finger push-button
- test point and wire connection indicator
- Variants: black, creme white, yellow, green, red, blue, orange



Data Sheet

SR99S01VBNN0002 yellow

Technical Data



General Data

Solder pin length	2.4 mm
min. number of poles	1
max. number of poles	1
Insulating material class	CTI 600
protection category	IP 00
Min. insul. strip length	7 mm

Connection data

Rated wiring solid wire	0.2 - 1.5 mm ² / AWG 24 - 16
Rated wiring stranded wire	0.2 - 1.5 mm ² / AWG 24 - 16

Approvals

 V / A / AWG	300 / 9 / 24 - 16
 0,75 mm ²	T60

Material

insulating material	PA66/6T
flammability class	V0
spring material	Spring steel
contact material	CuSn
Glow-Wire Flammability GWFI	960
Glow-Wire Flammability GWIT	775
contact surface	Sn

Climatic properties

upper limit temperature	105 °C
lower limit temperature	-40 °C

General

solderability	Acc. to IPC/JEDEC J-STD-020D-MSL 1
Tolerance	ISO 2768 -mH



Data Sheet

SR99S01VBNN0002 yellow

Page 3/4

P/N

SR99S01VBNN0002

2017/07/11



Data Sheet

SR99S01VBNN0002 yellow

Illustration

Drawing

