


# Commercial Grade Metal Oxide Resistor

## CMO Series

- High purity ceramic core
- Non-inductive type available
- Superior flame retardant coating
- Power ratings from 1/4W to 9W
- Meets EIA-RC2655A requirements
- Stable performance in harsh environments

**NOT RECOMMENDED  
FOR NEW DESIGNS**



## Electrical Data

IRC Type	Power Rating at 70°C (W)	Resistance Range* (Ohms)	Tolerance (±%)	TCR (±ppm/°C)	Max. Working Voltage (V)	Max. Overload Voltage (V)	Dielectric Withstanding Voltage (V)
<b>Standard Size</b>							
CMO-1/4	0.25	0.3 - 50K	2, 5, 10	350	250	400	250
CMO-1/2	0.5	0.3 - 50K			250	400	250
CMO-1	1	0.3 - 50K			350	600	350
CMO-2	2	0.3 - 50K			350	600	350
CMO-3	3	5 - 100K			500	800	500
CMO-5	5	5 - 150K			750	1000	750
CMO-7	7	20 - 150K			750	1000	750
CMO-8	8	30 - 200K			750	1000	750
CMO-9	9	50 - 200K			750	1000	750
<b>Miniature Size</b>							
CMO-1/2S	0.5	0.3 - 50K	2, 5, 10	350	250	400	250
CMO-1S	1	0.3 - 50K			350	600	350
CMO-2S	2	0.3 - 50K			350	600	350
CMO-3S	3	0.3 - 50K			350	600	350
CMO-5SS	5	5 - 100K			500	800	500
CMO-5S	5	5 - 150K			500	800	500

### General Note

TT electronics reserves the right to make changes in product specification without notice or liability. All information is subject to TT electronics' own data and is considered accurate at time of going to print.

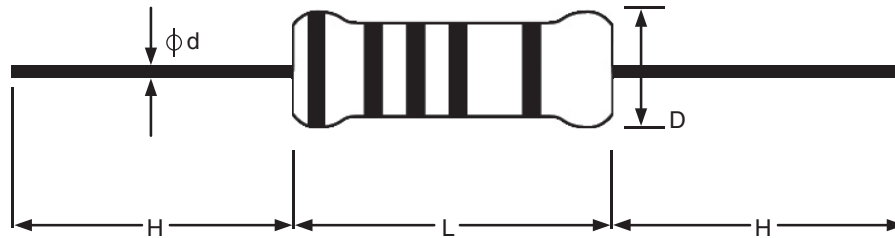
## Environmental Data

<b>Short-time overload</b>	$\Delta R/R \leq (\pm 0.5\% + 0.05\Omega)$ , with no evidence of mechanical damage.
<b>Dielectric withstanding voltage</b>	No evidence of flashover, mechanical damage, arcing or insulation breakdown.
<b>Terminal strength</b>	No evidence of mechanical damage.
<b>Resistance to Soldering heat</b>	$\Delta R/R \leq (\pm 1\% + 0.05\Omega)$ , with no evidence of mechanical damage.
<b>Pulse Overload</b>	$\Delta R/R \leq (\pm 1\% + 0.05\Omega)$ , with no evidence of mechanical damage.
<b>Solderability</b>	Minimum 95% coverage.
<b>Resistance to solvent</b>	No deterioration of protective coating and markings.
<b>Temperature cycling</b>	$\Delta R/R \leq (\pm 1\% + 0.05\Omega)$ , with no evidence of mechanical damage.
<b>Load life in humidity</b>	Standard type: $\Delta R/R \pm 3\%$ for $< 100K\Omega$ , $\pm 5\%$ for $\geq 100K\Omega$ ;
<b>Load life</b>	Standard type: $\Delta R/R \pm 1.5\%$ Flame retardant type: $R/R \pm 5\%$

### General Note

TT electronics reserves the right to make changes in product specification without notice or liability.  
All information is subject to TT electronics' own data and is considered accurate at time of going to print.

## Physical Data



Dimensions (mm)

	IRC Type	D (max.)	L (max.)	d ( $\pm 0.02$ )	H ( $\pm 3$ )
<b>Standard Size</b>	CMO-1/4	2.5	7.5	0.6	28
	CMO - 1/2	4.0	10.0	0.6	28
	CMO-1	5.0	12.0	0.7	28
	CMO-2	5.5	16.0	0.8	28
	CMO-3	6.5	17.5	0.8	28
	CMO-5	8.5	26.0	0.8	38
	CMO-7	8.5	32.0	0.8	38
	CMO-8	8.5	41.0	0.8	38
	CMO-9	8.5	54.0	0.8	38
<b>Miniature Size</b>	CMO - 1/2S	3.0	7.5	0.6	28
	CMO-1	4.5	10.0	0.7	28
	CMO-2	5.0	12.0	0.7	28
	CMO-3	5.5	16.0	0.8	28
	CMO-5SS	6.5	17.5	0.8	28
	CMO-5S	8.0	25.0	0.8	38

- Standard gray base color for standard size product; Blue color for miniature size product
- Standard non-flammable coating

### General Note

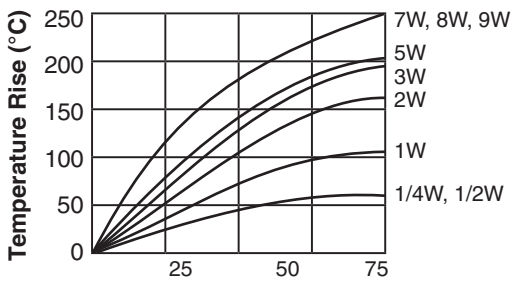
TT electronics reserves the right to make changes in product specification without notice or liability.  
All information is subject to TT electronics' own data and is considered accurate at time of going to print.

CMO Series **NOT RECOMMENDED FOR NEW DESIGNS**

## Power Derating Curve

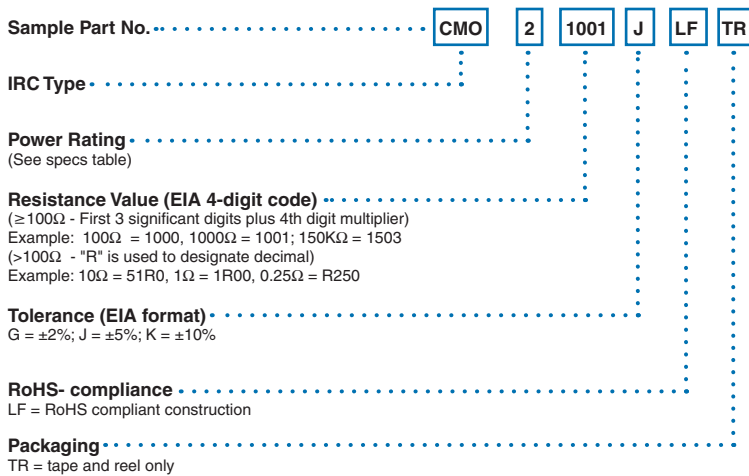


## Temperature Rise Chart



## Ordering Data

Specify type, resistance, tolerance, RoHS-Compliance and packaging.  
This example is for a Metal Oxide Resistor, 2-watt, 1000Ω resistor.



### General Note

TT electronics reserves the right to make changes in product specification without notice or liability.  
All information is subject to TT electronics' own data and is considered accurate at time of going to print.



www.bitechnologies.com www.irctt.com www.welwyn-tt.com