



### Main

Range of product	Altistart 01
Product or component type	Soft starter
Product destination	Asynchronous motors
Product specific application	Simple machine
Device short name	ATS01
Network number of phases	3 phases
[Us] rated supply voltage	200...240 V - 10...10 %
Motor power kW	1.5 kW 3 phases 200...240 V
Motor power hp	2 hp 3 phases 200...240 V
ICL starter rating	9 A
Utilisation category	AC-53B EN/IEC 60947-4-2
Current consumption	45 A at nominal load
Type of start	Start with voltage ramp
Power dissipation in W	4 W at full load and at end of starting 94 W in transient state

### Complementary

Assembly style	With heat sink
Function available	Integrated bypass
Supply voltage limits	180...264 V
Supply frequency	50...60 Hz - 5...5 %
Network frequency	47.5...63 Hz
Output voltage	<= power supply voltage
Control circuit voltage	Built into the starter
Starting time	1 s 100 10 s 10 5 s 20 Adjustable from 1 to 10 s

Deceleration time symb	Adjustable from 1 to 10 s
Starting torque	30..80 % of starting torque of motor connected directly on the line supply
Discrete input type	Logic LI1, LI2, BOOST stop, run and boost on start-up functions <= 8 mA 27 kOhm
Discrete input voltage	24..40 V
Discrete input logic	Positive LI1, LI2, BOOST < 5 V < 0.2 mA > 13 V > 0.5 mA
Discrete output current	2 A DC-13 3 A AC-15
Discrete output type	Open collector logic LO1 end of starting signal Relay outputs R1A, R1C NO
Discrete output voltage	24 V 6...30 V open collector logic
Minimum switching current	10 mA 6 V DC relay outputs
Maximum switching current	2 A 250 V AC inductive cos phi = 0.5 20 ms relay outputs 2 A 30 V DC inductive cos phi = 0.5 20 ms relay outputs
Display type	1 LED green starter powered up 1 LED yellow nominal voltage reached
Tightening torque	0.5 N.m 1.9...2.5 N.m
Electrical connection	4 mm screw clamp terminal rigid 1 1...10 mm <sup>2</sup> AWG 8 power circuit Screw connector rigid 1 0.5...2.5 mm <sup>2</sup> AWG 14 control circuit 4 mm screw clamp terminal rigid 2 1...6 mm <sup>2</sup> AWG 10 power circuit Screw connector rigid 2 0.5...1 mm <sup>2</sup> AWG 17 control circuit Screw connector flexible with cable end 1 0.5...1.5 mm <sup>2</sup> AWG 16 control circuit 4 mm screw clamp terminal flexible without cable end 1 1.5...10 mm <sup>2</sup> AWG 8 power circuit Screw connector flexible without cable end 1 0.5...2.5 mm <sup>2</sup> AWG 14 control circuit 4 mm screw clamp terminal flexible with cable end 2 1...6 mm <sup>2</sup> AWG 10 power circuit 4 mm screw clamp terminal flexible without cable end 2 1.5...6 mm <sup>2</sup> AWG 10 power circuit Screw connector flexible without cable end 2 0.5...1.5 mm <sup>2</sup> AWG 16 control circuit
Marking	CE
Operating position	Vertical +/- 10 degree
Height	124 mm
Width	45 mm
Depth	131 mm
Product weight	0.42 kg
Compatibility code	ATS01N2
Motor power range AC-3	1.1...2 kW at 200...240 V 3 phases
Motor starter type	Soft starter

## Environment

Electromagnetic compatibility	Damped oscillating waves level 3 IEC 61000-4-12 Electrostatic discharge level 3 IEC 61000-4-2 Immunity to electrical transients level 4 IEC 61000-4-4 Immunity to radiated radio-electrical interference level 3 IEC 61000-4-3 Voltage/Current impulse level 3 IEC 61000-4-5 Conducted and radiated emissions level B CISPR 11 Conducted and radiated emissions level B IEC 60947-4-2 EMC immunity EN 50082-2 Harmonics IEC 1000-3-2 Harmonics IEC 1000-3-4 Immunity to conducted interference caused by radio-electrical fields level 3 IEC 61000-4-6 Micro-cuts and voltage fluctuation IEC 61000-4-11 EMC immunity EN 50082-1
Standards	EN/IEC 60947-4-2
Product certifications	B44.1-96/ASME A17.5 for starter wired to the motor delta terminal UL CSA CCC GOST C-Tick
IP degree of protection	IP20
Pollution degree	2 EN/IEC 60947-4-2
Vibration resistance	1.5 mm peak to peak 3...13 Hz EN/IEC 60068-2-6 1 gn 13...150 Hz EN/IEC 60068-2-6

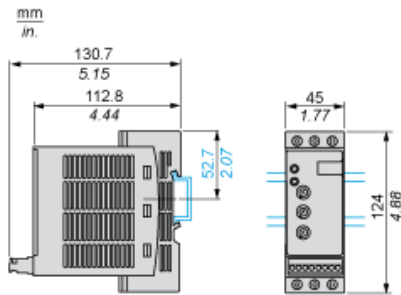
Shock resistance	15 gn 11 ms EN/IEC 60068-2-27
Relative humidity	5...95 % without condensation or dripping water EN/IEC 60068-2-3
Ambient air temperature for operation	-10...40 °C without derating 40...50 °C with current derating of 2 % per °C
Ambient air temperature for storage	-25...70 °C EN/IEC 60947-4-2
Operating altitude	<= 1000 m without derating > 1000 m with current derating of 2.2 % per additional 100 m

### Contractual warranty

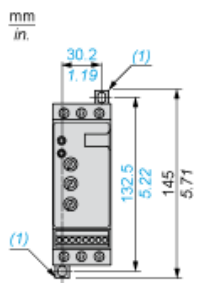
Warranty period	18 months
-----------------	-----------

Dimensions

Mounting on Symetrical (35 mm) Rail

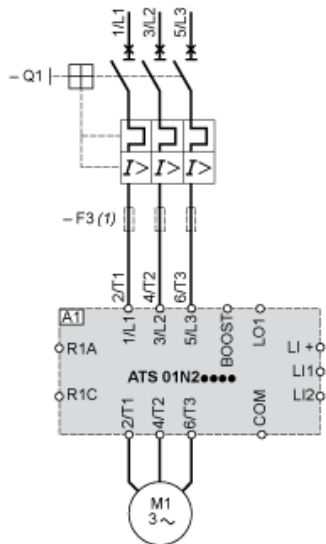


Screw Fixing



(1) Retractable fixings

## Example of Manual Control



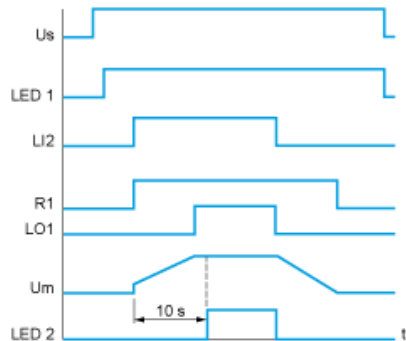
- A1 : Soft start/soft stop unit
- (1) For type 2 coordination
- Q1 : Motor circuit-breaker
- F3 : 3 fast-acting fuses

---

Function Diagram

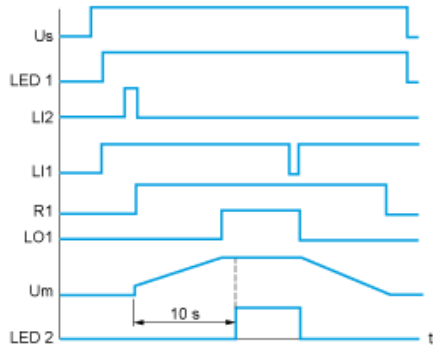
---

2-wire Control with Deceleration



Us : Power supply voltage  
LED 1 Green LED  
LI2 : Logic input  
R1 : Relay output  
LO1 : Logic output  
LED 2 Yellow LED

3-wire Control with Deceleration




Us : Power supply voltage  
LED 1 Green LED  
LI2, LI1 Logic inputs  
R1 : Relay output  
LO1 : Logic output  
Um : Motor voltage  
LED 2 Yellow LED

<!-- File : MPC-ATS01N209LU-BOM.xml , Range ID : 779, Reference ID : ATS01N209LU -->

Our Proposal: Circuit Breaker + Contactor + Soft Starter for Motor Power 1,5 kW and 200 VAC

<!-- DataBOM 4 Template BEGIN -->

Motor Power (kW)	Motor Starter	Information
1.5	 ATS01N209LU	For your complete Schneider Electric motor protection and control solution, please contact

Non contractual pictures.

<!-- DataBOM 4 Template END --> <!-- No Variants -->