



Main

Range of product	Altistart 01
Product or component type	Soft starter
Product destination	Asynchronous motors
Product specific application	Simple machine
Device short name	ATS01
Network number of phases	3 phases
[Us] rated supply voltage	380...415 V - 10...10 %
Motor power kW	3 kW 3 phases 380...415 V 1.5 kW 3 phases 380...415 V 2.2 kW 3 phases 380...415 V
ICL starter rating	6 A
Utilisation category	AC-53B EN/IEC 60947-4-2
Current consumption	30 A at nominal load
Type of start	Start with voltage ramp
Power dissipation in W	4 W at full load and at end of starting 64 W in transient state

Complementary

Assembly style	With heat sink
Function available	Integrated bypass
Supply voltage limits	342...456 V
Supply frequency	50...60 Hz - 5...5 %
Network frequency	47.5...63 Hz
Output voltage	<= power supply voltage
Control circuit voltage	Built into the starter
Starting time	1 s 100 10 s 10 5 s 20 Adjustable from 1 to 10 s

Deceleration time symb	Adjustable from 1 to 10 s
Starting torque	30..80 % of starting torque of motor connected directly on the line supply
Discrete input type	Logic LI1, LI2, BOOST stop, run and boost on start-up functions <= 8 mA 27 kOhm
Discrete input voltage	24..40 V
Discrete input logic	Positive LI1, LI2, BOOST < 5 V < 0.2 mA > 13 V > 0.5 mA
Discrete output current	2 A DC-13 3 A AC-15
Discrete output type	Open collector logic LO1 end of starting signal Relay outputs R1A, R1C NO
Discrete output voltage	24 V 6...30 V open collector logic
Minimum switching current	10 mA 6 V DC relay outputs
Maximum switching current	2 A 250 V AC inductive cos phi = 0.5 20 ms relay outputs 2 A 30 V DC inductive cos phi = 0.5 20 ms relay outputs
Display type	1 LED green starter powered up 1 LED yellow nominal voltage reached
Tightening torque	0.5 N.m 1.9...2.5 N.m
Electrical connection	4 mm screw clamp terminal rigid 1 1...10 mm ² AWG 8 power circuit Screw connector rigid 1 0.5...2.5 mm ² AWG 14 control circuit 4 mm screw clamp terminal rigid 2 1...6 mm ² AWG 10 power circuit Screw connector rigid 2 0.5...1 mm ² AWG 17 control circuit Screw connector flexible with cable end 1 0.5...1.5 mm ² AWG 16 control circuit 4 mm screw clamp terminal flexible without cable end 1 1.5...10 mm ² AWG 8 power circuit Screw connector flexible without cable end 1 0.5...2.5 mm ² AWG 14 control circuit 4 mm screw clamp terminal flexible with cable end 2 1...6 mm ² AWG 10 power circuit 4 mm screw clamp terminal flexible without cable end 2 1.5...6 mm ² AWG 10 power circuit Screw connector flexible without cable end 2 0.5...1.5 mm ² AWG 16 control circuit
Marking	CE
Operating position	Vertical +/- 10 degree
Height	124 mm
Width	45 mm
Depth	131 mm
Product weight	0.42 kg
Compatibility code	ATS01N2
Motor power range AC-3	1.1...2 kW at 380...440 V 3 phases 2.2...3 kW at 380...440 V 3 phases
Motor starter type	Soft starter

Environment

Electromagnetic compatibility	Damped oscillating waves level 3 IEC 61000-4-12 Electrostatic discharge level 3 IEC 61000-4-2 Immunity to electrical transients level 4 IEC 61000-4-4 Immunity to radiated radio-electrical interference level 3 IEC 61000-4-3 Voltage/Current impulse level 3 IEC 61000-4-5 Conducted and radiated emissions level B CISPR 11 Conducted and radiated emissions level B IEC 60947-4-2 EMC immunity EN 50082-2 Harmonics IEC 1000-3-2 Harmonics IEC 1000-3-4 Immunity to conducted interference caused by radio-electrical fields level 3 IEC 61000-4-6 Micro-cuts and voltage fluctuation IEC 61000-4-11 EMC immunity EN 50082-1
Standards	EN/IEC 60947-4-2
Product certifications	B44.1-96/ASME A17.5 for starter wired to the motor delta terminal CCC GOST CSA C-Tick UL
IP degree of protection	IP20
Pollution degree	2 EN/IEC 60947-4-2
Vibration resistance	1.5 mm peak to peak 3...13 Hz EN/IEC 60068-2-6

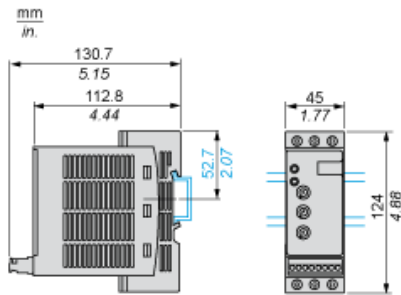
	1 gn 13...150 Hz EN/IEC 60068-2-6
Shock resistance	15 gn 11 ms EN/IEC 60068-2-27
Relative humidity	5...95 % without condensation or dripping water EN/IEC 60068-2-3
Ambient air temperature for operation	-10...40 °C without derating 40...50 °C with current derating of 2 % per °C
Ambient air temperature for storage	-25...70 °C EN/IEC 60947-4-2
Operating altitude	<= 1000 m without derating > 1000 m with current derating of 2.2 % per additional 100 m

Contractual warranty

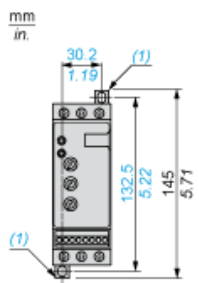
Warranty period	18 months
-----------------	-----------

Dimensions

Mounting on Symetrical (35 mm) Rail

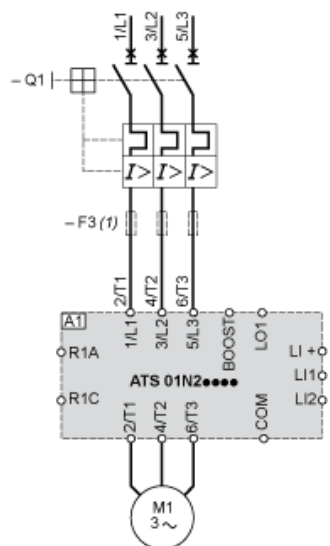


Screw Fixing



(1) Retractable fixings

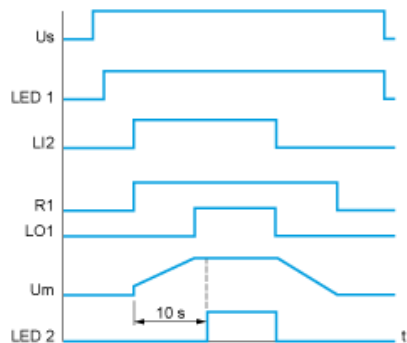
Example of Manual Control



- A1 : Soft start/soft stop unit
- (1) For type 2 coordination
- Q1 : Motor circuit-breaker
- F3 : 3 fast-acting fuses

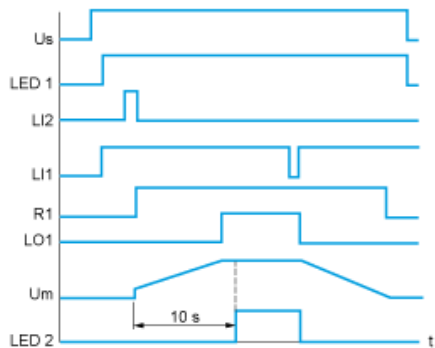
Function Diagram

2-wire Control with Deceleration



Us : Power supply voltage
 LED 1 Green LED
 LI2 : Logic input
 R1 : Relay output
 LO1 : Logic output
 LED 2 Yellow LED

3-wire Control with Deceleration






Us : Power supply voltage
 LED 1 Green LED
 LI2, LI1 Logic inputs
 R1 : Relay output
 LO1 : Logic output
 Um : Motor voltage
 LED 2 Yellow LED

<!-- File : MPC-ATS01N206QN-BOM.xml , Range ID : 779, Reference ID : ATS01N206QN -->

Our Proposal: Circuit Breaker + Contactor + Soft Starter for Motor Power from 1,1 to 3 kW and 380 VAC

<!-- DataBOM 1 Template BEGIN -->

Motor Power (kW)	Icu (kA)	Breaker	Contactor (*)	Motor Starter
1.1	> 100	 GV2ME08	 LC1K0610P7	 ATS01N206QN
1.5	> 100	GV2ME08	LC1K0610P7	ATS01N206QN
2.2	> 100	GV2ME10	LC1K0910P7	ATS01N206QN
3	> 100	GV2ME14	LC1K0910P7	ATS01N206QN

Non contractual pictures.

<!-- DataBOM 1 Template END --> <!-- Templates For Variants BEGIN -->

(*) You can select the contactor proposed or variants. Please consider examples hereafter or follow the link to the complete offer.

<!-- VARIANT 1 -->

Motor Power kW	Coil voltage VAC - 50/60 Hz	24	48	110	115	220	230	400	Other
1,1 to 1,5	LC1K0610 ..	B7	E7	F7	FE7	M7	P7	V7	Complete Offer
2,2 to 3	LC1K0910 ..	B7	E7	F7	FE7	M7	P7	V7	Complete Offer

<!-- VARIANT 1 END --> <!-- VARIANT 2 -->

Motor Power kW	Coil voltage VDC - U 0.75...1.25 Uc	24	48	Other
1,1 to 1,5	LP1K0610 ..	BD	ED	Complete Offer
2,2 to 3	LP1K0910 ..	BD	ED	Complete Offer

<!-- VARIANT 2 END --> <!-- VARIANT 3 -->

Motor Power kW	Coil voltage Low Consumption VDC - U 0.8...1.25 Uc	24	110	Other
1,1 to 1,5	LP4K0610 ..	BW3	FW3	Complete Offer
2,2 to 3	LP4K0910 ..	BW3	FW3	Complete Offer

<!-- VARIANT 3 END --> <!-- Templates For Variants END -->