

ZB5AZ1055

single contact block with body/fixing collar 1NC
+1NC spring clamp terminal



Main

| | |
|-------------------------------|--------------------------------|
| Range of product | Harmony XB5 |
| Product or component type | Complete body/contact assembly |
| Device short name | ZB5 |
| Fixing collar material | Plastic |
| Sale per indivisible quantity | 1 |
| Contacts type and composition | 1 NO + 1 NC |
| Contacts operation | Slow-break |
| Contact block type | Single |
| Connections - terminals | Spring clamp terminals |

Complementary

| | |
|-------------------------------|---|
| CAD overall width | 30 mm |
| CAD overall height | 42 mm |
| CAD overall depth | 32 mm |
| Terminals description ISO n°1 | (13-14)NO (11-12)NC |
| Device composition | Body Fixing collar |
| Contacts usage | Standard contacts |
| Positive opening | With positive opening conforming to EN/IEC 60947-5-1 appendix K |
| Operating travel | 1.5 mm (NC changing electrical state) 2.6 mm (NO changing electrical state) 4.3 mm (total travel) |
| Mechanical durability | 5000000 cycles |
| Contacts material | Silver alloy (Ag/Ni) |

Environment

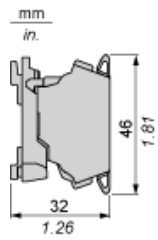
| | |
|----------------------|----|
| Protective treatment | TH |
|----------------------|----|

| | |
|---------------------------------------|--|
| Ambient air temperature for storage | -40...70 °C |
| Ambient air temperature for operation | -25...70 °C |
| IP degree of protection | IP20 conforming to IEC 60529 |
| Standards | EN/IEC 60947-1 UL 508 JIS C 4520 EN/IEC 60947-5-4 EN/IEC 60947-5-1 CSA C22.2 No 14 |
| Product certifications | UL RINA CSA GL DNV LROS (Lloyds register of shipping) BV |
| Vibration resistance | 5 gn (f = 2...500 Hz) conforming to IEC 60068-2-6 |
| Shock resistance | 30 gn (duration = 18 ms) for half sine wave acceleration conforming to IEC 60068-2-27 50 gn (duration = 11 ms) for half sine wave acceleration conforming to IEC 60068-2-27 |

Contractual warranty

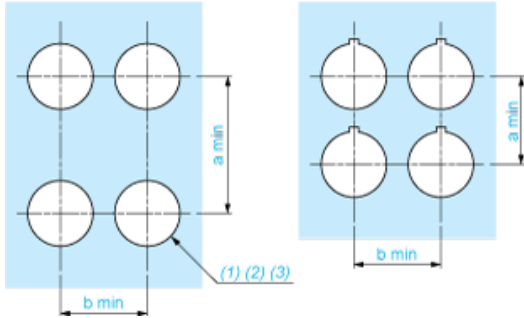
| | |
|-----------------|-----------|
| Warranty period | 18 months |
|-----------------|-----------|

Dimensions



Panel Cut-out for Pushbuttons, Switches and Pilot Lights (Finished Holes, Ready for Installation)

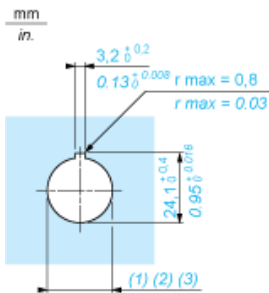
Connection by Screw Clamp Terminals or Plug-in Connectors or on Printed Circuit Board



- (1) Diameter on finished panel or support
- (2) For selector switches and Emergency stop buttons, use of an anti-rotation plate type ZB5AZ902 is recommended.
- (3) $\varnothing 22.5$ mm recommended ($\varnothing 22.3_0^{+0.4}$) / $\varnothing 0.89$ in. recommended ($\varnothing 0.88$ in. $_0^{+0.016}$)

| Connections | a in mm | a in in. | b in mm | b in in. |
|---|---------|----------|---------|----------|
| By screw clamp terminals or plug-in connector | 40 | 1.57 | 30 | 1.18 |
| By Faston connectors | 45 | 1.77 | 32 | 1.26 |
| On printed circuit board | 30 | 1.18 | 30 | 1.18 |

Detail of Lug Recess



- (1) Diameter on finished panel or support
- (2) For selector switches and Emergency stop buttons, use of an anti-rotation plate type ZB5AZ902 is recommended.
- (3) $\varnothing 22.5$ mm recommended ($\varnothing 22.3_0^{+0.4}$) / $\varnothing 0.89$ in. recommended ($\varnothing 0.88$ in. $_0^{+0.016}$)