



Main

Range of product	Harmony XB4
Product or component type	Head for push-button
Device short name	ZB4
Bezel material	Chromium plated metal
Mounting diameter	22 mm
Sale per indivisible quantity	1

Complementary

CAD overall width	37 mm
CAD overall height	18.5 mm
CAD overall depth	37 mm
Product weight	0.036 kg
Class of protection against electric shock	Class I conforming to IEC 61140
Shape of signaling unit head	Round
Type of operator	Spring return
Operator profile	Flush green type H023 (white)
Operator additional information	Vertical mounting
Mechanical durability	10000000 cycles
Vibration resistance	5 gn (f=2...500 Hz) conforming to IEC 60068-2-6
Shock resistance	30 gn (duration = 18 ms) for half sine wave acceleration conforming to IEC 60068-2-27
Main group	Harsh environment
Group of product	Flush marked type H023
Cap/Operator or lens colour	Green
Marking	Type H023
Colour of marking	White
Electrical composition code	C1 for <= 9 contacts using single blocks in front mounting C2 for <= 9 contacts using single and double blocks in front mounting

C11 for <= 3 contacts using single blocks in front mounting
C15 for 1 contacts using single blocks in front mounting

Environment

Ambient air temperature for storage	-40...85 °C
Ambient air temperature for operation	-40...70 °C
IP degree of protection	IP69 IP67 IP66 conforming to IEC 60529 IP69K
NEMA degree of protection	NEMA 12 NEMA 13 NEMA 4 conforming to UL 508
Resistance to high pressure washer	90 Pa at 82.5 °C
IK degree of protection	IK06 conforming to IEC 62262
Standards	UL 508 IEC 60947-1 CSA C22.2 IEC 60947-5-1
Product certifications	CE CSA UL

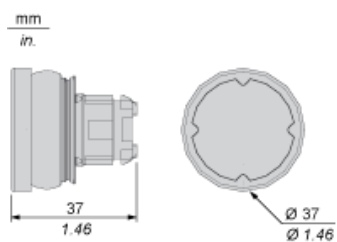
Offer Sustainability

Sustainable offer status	Green Premium product
RoHS (date code: YYWW)	Compliant - since 1119 - Schneider Electric declaration of conformity Schneider Electric declaration of conformity
REACH	Reference not containing SVHC above the threshold Reference not containing SVHC above the threshold
Product environmental profile	Available
Product end of life instructions	Need no specific recycling operations

Contractual warranty

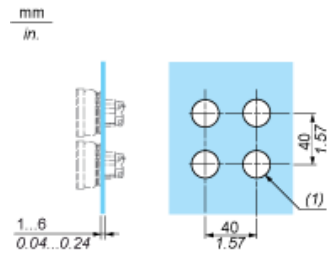
Warranty period	18 months
-----------------	-----------

Dimensions



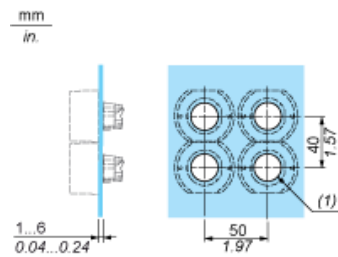
Installation on Flat Surface

Without Protective Guard



(1) Ø22.5 mm recommended ($\text{Ø}22.3_0^{+0.4}$) / Ø0.89 in. recommended ($\text{Ø}0.88_0^{+0.016}$)

With Protective Guard



(1) Ø22.5 mm recommended ($\text{Ø}22.3_0^{+0.4}$) / Ø0.89 in. recommended ($\text{Ø}0.88_0^{+0.016}$)


Marking Type H023



Electrical Composition Corresponding to Code C1



Electrical Composition Corresponding to Code C2

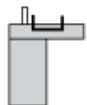


Electrical Composition Corresponding to Codes C9, C11, SF1 and SR1

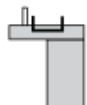


Electrical Composition Corresponding to Code C15

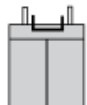
1 N/O



1 N/C



1 N/O + N/C or 1 N/O + N/O or 1 N/C + N/C



Legend

Single contact



Double contact



Light block



Possible location

