

# Data Sheet

## RT035xxHBLU

Page 1/5

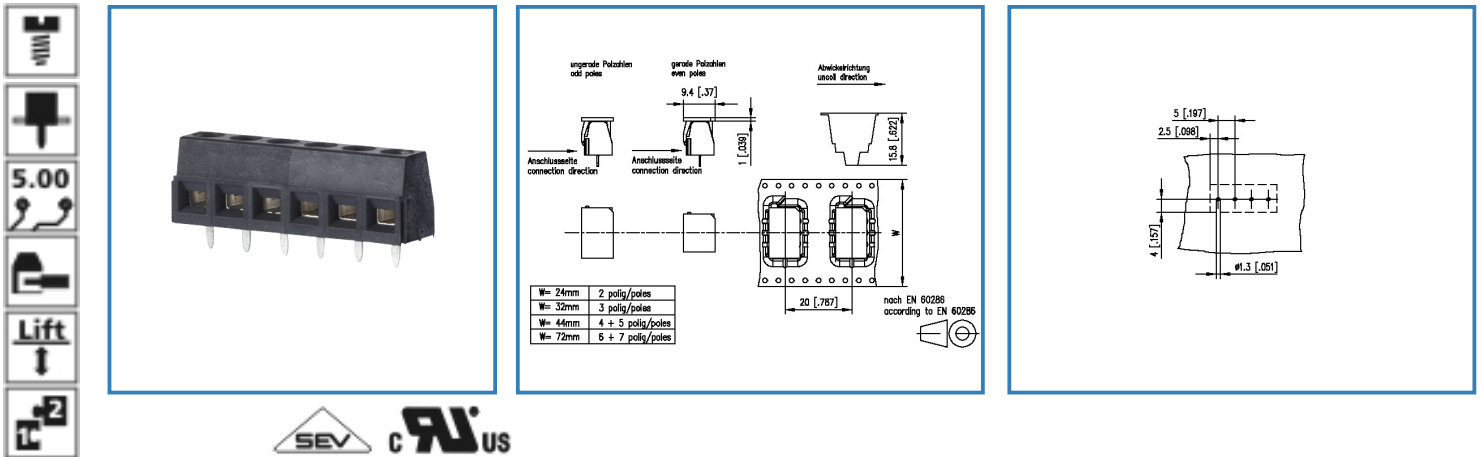
P/N

310941xx

xx=number of poles

2017/01/24

### Illustration



see enlarged drawing at the end of the document

### Product specification

- screw type terminal block, solderable
- centerline 5.00 mm, direction of connection 90°
- lift system, modular
- color black



# Data Sheet

## RT035xxHBLU

### Technical Data



#### General Data

Tightening torque SEV	0.5 Nm		
Tightening torque UL	7 lb-in		
Solder pin length	3.4 mm		
min. number of poles	2		
max. number of poles	24		
Insulating material class	CTI 600		
clearance/creepage dist.	3.2 mm		
protection category	IP 20		
Overvoltage category	III	III	II
Pollution degree	3	2	2
Rated voltage	250 V	630 V	630 V
Rated test voltage	4.0 kV	4.0 kV	4 kV

#### Connection data

Rated wiring solid wire	0.2 - 1.5 mm <sup>2</sup> / AWG 26 - 16
Rated wiring stranded wire	0.2 - 1.5 mm <sup>2</sup> / AWG 26 - 16

#### Approvals

 V / A / AWG	300 / 10 / 26 - 16
 1.5 mm <sup>2</sup>	250 V / 17.5 A / T60

#### Material

insulating material	PA66
flammability class	V0
contact material	CuSn
Glow-Wire Flammability GWFI	960
Glow-Wire Flammability GWIT	775
contact surface	Sn
terminal body material	CuZn
terminal body surface	Ni
screw surface	Zn Cr(VI)-frei/free
screw thread	M3

#### Climatic properties

upper limit temperature	105 °C
lower limit temperature	-40 °C



# Data Sheet

## RT035xxHBLU

Page 3/5

P/N

310941xx

xx=number of poles

2017/01/24

### General

solderability	Acc. to JEDEC JESD22-B102E 245°C/5s
Tolerance	ISO 2768 -mH



# Data Sheet

## RT035xxHBLU

Page 4/5

P/N

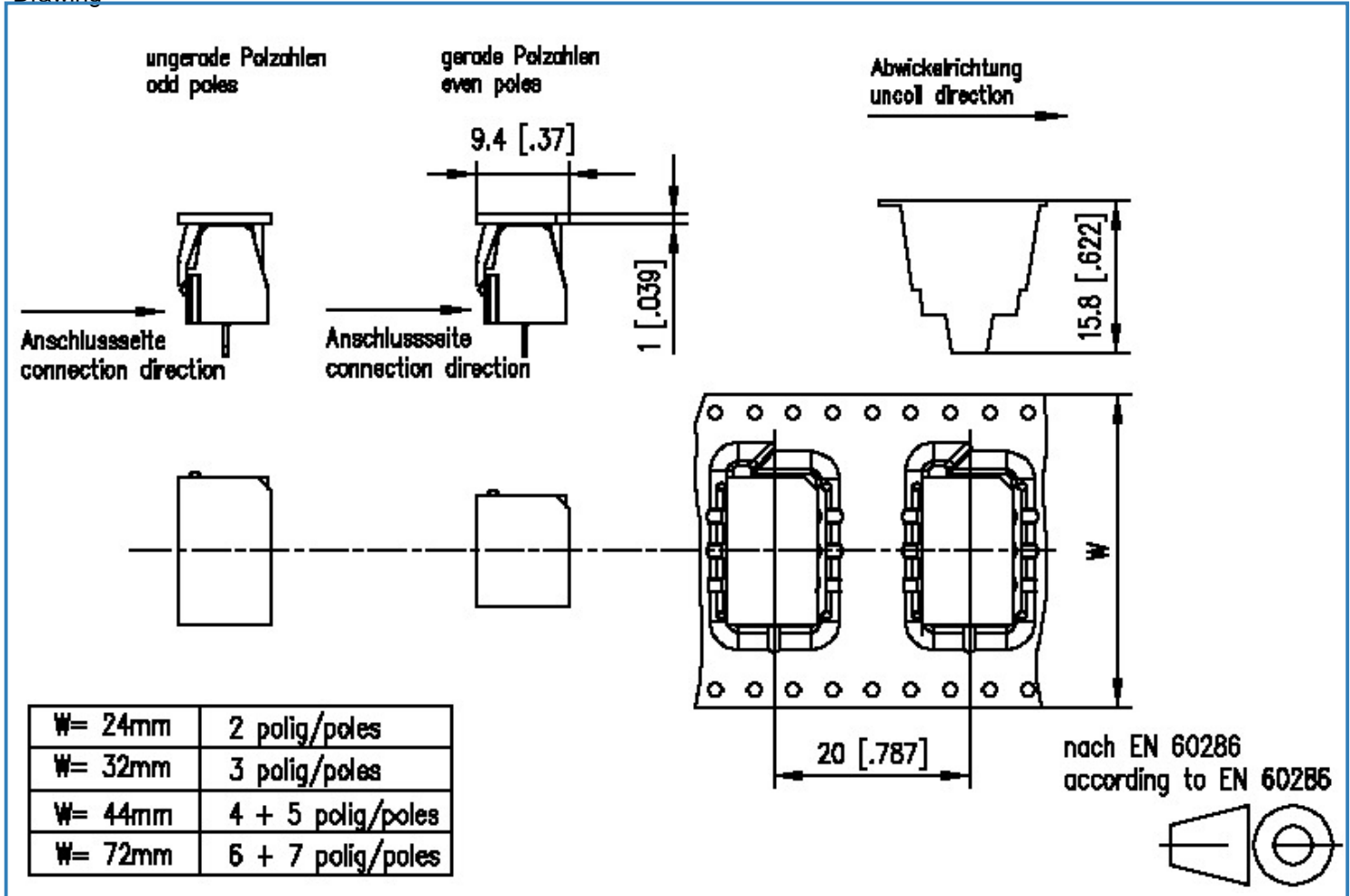
310941xx

xx=number of poles

2017/01/24

### Illustration

Drawing



$L = (\text{pole size} - 1) \times \text{centerline} + 5 [0.197]$

# Data Sheet

## RT035xxHBLU

Page 5/5

P/N

310941xx

xx=number of poles

2017/01/24

PCB Layout

