

## Main

Range of product	Preventa Safety detection
Product or component type	Safety light curtain type 2
Device short name	XUSL2E
Output type	2 safety outputs OSSD solid-state PNP (integrated arc suppression)
Product specific application	For body protection
[Sn] nominal sensing distance	0...12 m by cabling 0...4 m by cabling
Height protected	810 mm
Number of beams	3
Distance between axis	400 mm
Type of start	Manual Automatic
Control type	Selected by wiring

## Complementary

Detection system	Transmitter-receiver system
Response time	3.5 ms
Kit composition	Adjustable mounting bracket(s) 1 receiver(s) 1 transmitter(s) 1 user guide with certificate of conformity on CD-ROM
[EAA] effective aperture angle	+/- 5 ° at 3 m
Emission	IR LED ( $\lambda = 950 \text{ nm}$ )
[Us] rated supply voltage	24 V DC (+/- 20 %)
Supply	Power supply must meet requirements of IEC 61496-1 Power supply must meet requirements of IEC 60204-1
[Ie] rated operational current	2 A
Current consumption	42 mA no-load (transmitter) 83 mA no-load (receiver) 42 mA (transmitter)

	900 mA with maximum load (receiver)
Output current limits	0.4 A for safety outputs OSSD
Output voltage	24 V
Output circuit type	DC
Voltage drop	<= 0.5 V
Local signalling	1 multi-colour LED (transmitter) 2 dual colour LEDs (receiver)
Electrical connection	1 male connector M12 5 pins (transmitter) 1 male connector M12 8 pins (receiver)
Function available	Muting through external safety module XPSLCMUT1160 LED display of operating modes and faults Test
Marking	CE
Material	Front panel : polycarbonate End caps : polypropylene Casing : aluminium
Housing colour	RAL 3000 : red
Fixing mode	By fixing brackets
Product weight	1.62 kg
Offer type	Standard distance

## Environment

Directives	2002/95/EC - RoHS directive 98/37/EEC - machinery 2002/96/EC - WEEE directive 89/336/EEC - electromagnetic compatibility 89/655/EEC - work equipment
Product certifications	CULus TÜV CE
Safety level	Type 2 conforming to IEC 61496-1 Category 2 conforming to EN/ISO 13849-1 SIL 1 conforming to IEC 61508 SILCL 1 conforming to IEC 62061 PL = c conforming to EN/ISO 13849-1
Environmental characteristic	Resistance to light disturbance conforming to EN/IEC 61496-2
Service life	20 yr
Safety reliability data	PFHd = 1.87E-8 1/h conforming to IEC 61508
Ambient air temperature for operation	14...131 °F -10...55 °C
Ambient air temperature for storage	-25...70 °C -13...158 °F
Relative humidity	<= 95 % without condensation
IP degree of protection	IP65 IP67
Shock resistance	10 gn for 16 ms conforming to IEC 61496-1

## Offer Sustainability

Sustainable offer status	Green Premium product
RoHS (date code: YYWW)	Compliant - since 1425 - Schneider Electric declaration of conformity <a href="#">Schneider Electric declaration of conformity</a>
REACH	Reference not containing SVHC above the threshold <a href="#">Reference not containing SVHC above the threshold</a>
Product environmental profile	Available <a href="#">Product environmental</a>
Product end of life instructions	Available <a href="#">End of life manual</a>

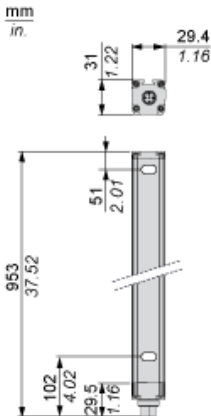
## Contractual warranty

---

Warranty period	18 months
-----------------	-----------

---

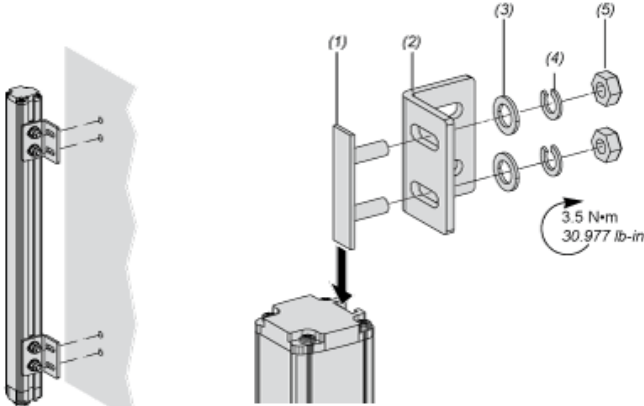
Dimensions



Brackets Dimensions



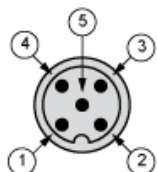
Mounting and Clearance



- (1) Insert
- (2) Bracket
- (3) Washer
- (4) Spring washer
- (5) Nut

Wiring Diagrams

Transmitter Connections

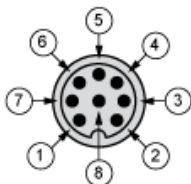


- (1) +24 Vdc
- (2) Configuration\_0
- (3) 0 Vdc
- (4) Configuration\_1
- (5) FE

Transmitter configurations and operating modes

	High range option	Low range option	Transmitter in Test state	Forbidden wiring
Pin 4 : Configuration_1	24 V	0 V	0 V	24 V
Pin 2 : Configuration_0	0 V	24 V	0 V	24 V

Receiver Connections



- (1) OSSD1
- (2) + 24 V
- (3) OSSD2
- (4) Configuration\_A
- (5) K1\_K2 Feedback/Restart
- (6) Configuration\_B
- (7) 0 Vdc
- (8) FE

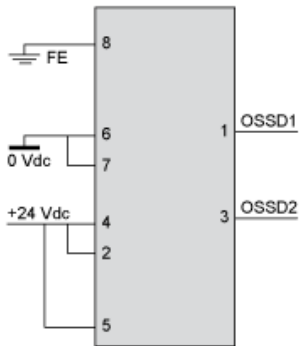
---

Receiver Configurations and Operating Modes

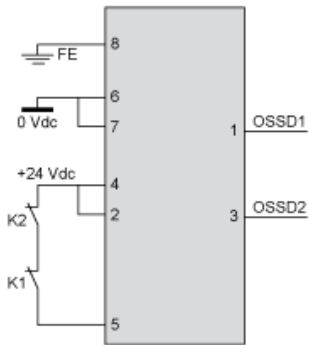
---

Automatic Start/Restart

Without External Device Monitoring (EDM) feedback loop

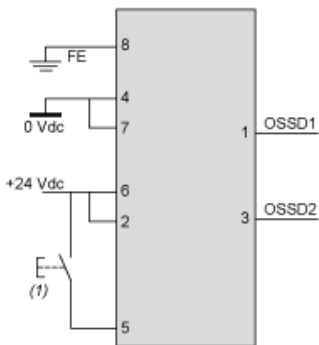


With External Device Monitoring (EDM) feedback loop



Manual Start/Restart

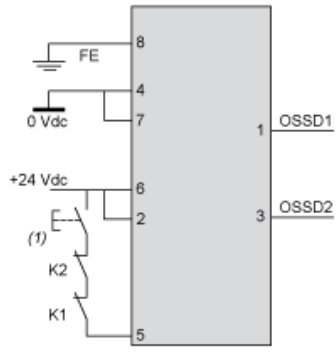
Without External Device Monitoring (EDM) feedback loop



(1) Restart



With External Device Monitoring (EDM) feedback loop



(1) Restart

## Connecting to a Safety Interface

The screenshot shows a web interface for product documentation. On the left, a sidebar titled "Discover XUSL4E14F016N by" contains a list of categories: Characteristics, Dimensions Drawings, Mounting and Clearance, Connections and Schema, and Download & Documents. The "Download & Documents" category is highlighted with a red box and a circled number 1. A vertical line connects this box to the "Download & Documents 1 to 8 of 8" section on the right. This section lists various documents. The "System user guide" section is highlighted with a red box and a circled number 2. It contains a document titled "Safety light curtains association with safety interfaces" with a "pdf" download button.

Section	Document Title	Language	Date	Action
Image of product	Generic image for XUSL standard sensing distance.	SILENT	2014-12-11	(Se) ▼
	Product environmental			
	XUSL4E..., XUSL2E... Safety Light Curtain, Product Environmental Profile	English	2014-09-08	pdf ▼
End of life manual				
	XUSL4E..., XUSL2E... Safety Light Curtain, Product End-of-Life Instructions	English	2014-09-08	pdf ▼
System user guide				
	Safety light curtains association with safety interfaces	English	2015-06-25	pdf ▼
Catalog				
	Safety light curtains Preventa XUSL	English	2015-05-18	pdf ▼
User guide				
	XUSL2E..., XUSL4E... Type 2 and Type 4 Safety Light Curtains, User Manual	English	2015-06-25	pdf ▼

1 : Click on Download & Documents

2 : Click on System user guide

To have all connection schematics concerning our safety module, select "download and document" and download the file "Safety light curtains association with safety interfaces"