


XUSL4E30H046LWH

XUSL type 4 Hand IP69K with Heating - Long
Sensing Range - Hp = 460 mm, R=30mm



Main

Range of product	Preventa Safety detection
Product or component type	Safety light curtain type 4
Device short name	XUSL4E
Output type	2 safety outputs OSSD solid-state PNP (integrated arc suppression)
Product specific application	For hand protection
Minimum object diameter for detection	30 mm
[Sn] nominal sensing distance	3...17 m by cabling 0...8 m by cabling
Height protected	460 mm
Number of beams	23
Type of start	Automatic Manual
Control type	Selected by wiring

Complementary


Detection system	Transmitter-receiver system
Response time	7.5 ms
Kit composition	Adjustable mounting bracket(s) 1 receiver(s) 1 transmitter(s) 1 user guide with certificate of conformity on CD-ROM Silicone o-ring(s) 1 PVC cable(s)
[EAA] effective aperture angle	+/- 2.5 ° at 3 m
Emission	IR LED ($\lambda = 950$ nm)
[Us] rated supply voltage	24 V DC (+/- 20 %)
Supply	Power supply must meet requirements of IEC 61496-1 Power supply must meet requirements of IEC 60204-1
[Ie] rated operational current	2 A
Current consumption	42 mA no-load (transmitter)

	83 mA no-load (receiver) 42 mA (transmitter) 900 mA with maximum load (receiver)
Output current limits	0.4 A for safety outputs OSSD
Output voltage	24 V
Output circuit type	DC
Voltage drop	<= 0.5 V
Maximum power	10 W
Local signalling	1 multi-colour LED (transmitter) 2 dual colour LEDs (receiver)
Electrical connection	1 male connector M12 5 pins (transmitter) 1 male connector M12 8 pins (receiver)
Type of cable	AWG 22 unshielded cable of 10 m
Ohmic cable resistance	55.31 mOhm
Function available	Muting through external safety module XPSLCMUT1160 LED display of operating modes and faults Anti-condensation system Test
Marking	CE
Material	Tube : PMMA (polymethyl methacrylate) Sealing plug : stainless steel AISI 316L Cable : PVC (polyvinyl chloride)
Housing colour	RAL 3000 : red
Fixing mode	By fixing brackets
Product weight	4.05 kg
Offer type	Long distance
Provided equipment	With heating system

Environment

Directives	98/37/EEC - machinery 89/336/EEC - electromagnetic compatibility 2002/96/EC - WEEE directive 2002/95/EC - RoHS directive 89/655/EEC - work equipment
Product certifications	CULus CE TÜV
Safety level	SIL 3 conforming to IEC 61508 Type 4 conforming to IEC 61496-1 SILCL 3 conforming to IEC 62061 Category 4 conforming to EN/ISO 13849-1 PL = e conforming to EN/ISO 13849-1
Environmental characteristic	Resistance to light disturbance conforming to EN/IEC 61496-2
Service life	20 yr
Safety reliability data	PFHd = 9.47E-9 1/h conforming to IEC 61508
Ambient air temperature for operation	-25...55 °C -13...131 °F
Ambient air temperature for storage	-25...70 °C -13...158 °F
Relative humidity	<= 95 % without condensation
IP degree of protection	IP69K
Shock resistance	10 gn for 16 ms conforming to IEC 61496-1
Vibration resistance	0.35 +/- 0.05 mm (f = 10...55 Hz) conforming to IEC 61496-1

Offer Sustainability

Sustainable offer status	Green Premium product
RoHS (date code: YYWW)	Compliant - since 1425 - Schneider Electric declaration of conformity  Schneider Electric declaration of conformity
REACH	Reference not containing SVHC above the threshold

Reference not containing SVHC above the threshold

Product environmental profile

Available

 [Product environmental](#)

Product end of life instructions

Available

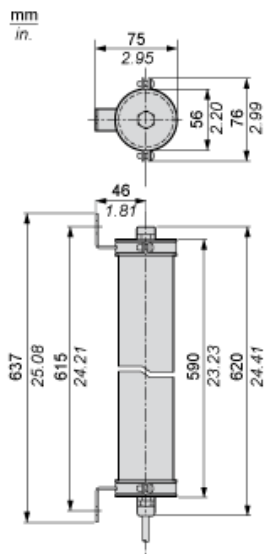
 [End of life manual](#)

Contractual warranty

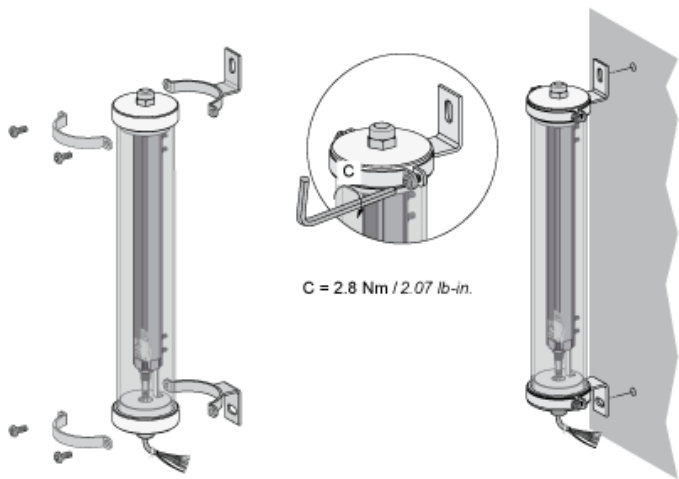
Warranty period

18 months

Dimensions



Mounting and Clearance



Wiring Diagrams

Transmitter Pre-wired

Brown: +24 Vdc
White: Configuration_0
Blue: 0 Vdc
Green or Black: Configuration_1
Grey: Functional Earth
Yellow: 0 Vdc (Heating system)
Red: +24 Vac/Vdc (Heating system)
Pink: Not connected

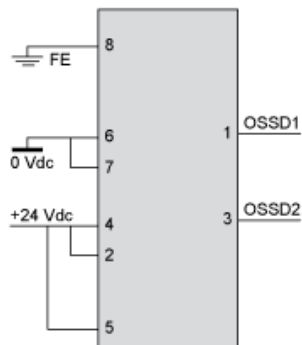
Receiver pre-wired

White: Output signal switching device 1
Brown: +24 Vdc
Green: Output signal switching device 2
Yellow: Configuration_A
Grey: K1_K2 Feedback/Restart
Pink: Configuration_B
Blue: 0 Vdc
Yellow/Green (or Red): Functional Earth
Black: 0 Vdc (Heating system)
Violet: 24 Vac/Vdc (Heating system)
For configuration_A and configuration_B, please refer to receiver configuration and operating modes

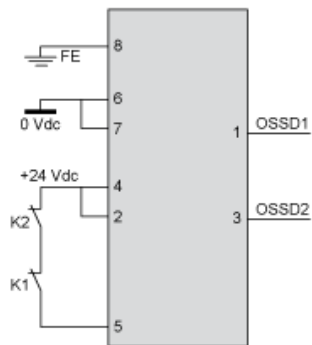
Receiver Configurations and Operating Modes

Automatic Start/Restart

Without External Device Monitoring (EDM) feedback loop

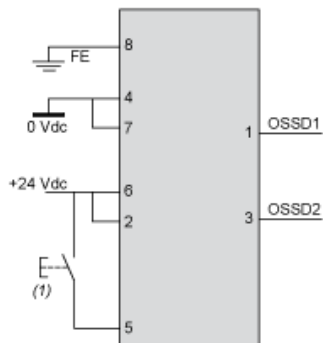


With External Device Monitoring (EDM) feedback loop



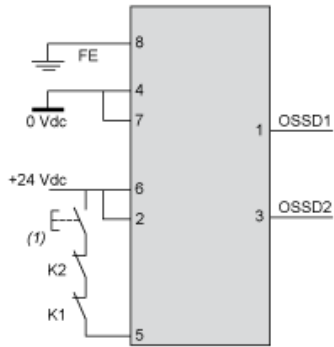
Manual Start/Restart

Without External Device Monitoring (EDM) feedback loop



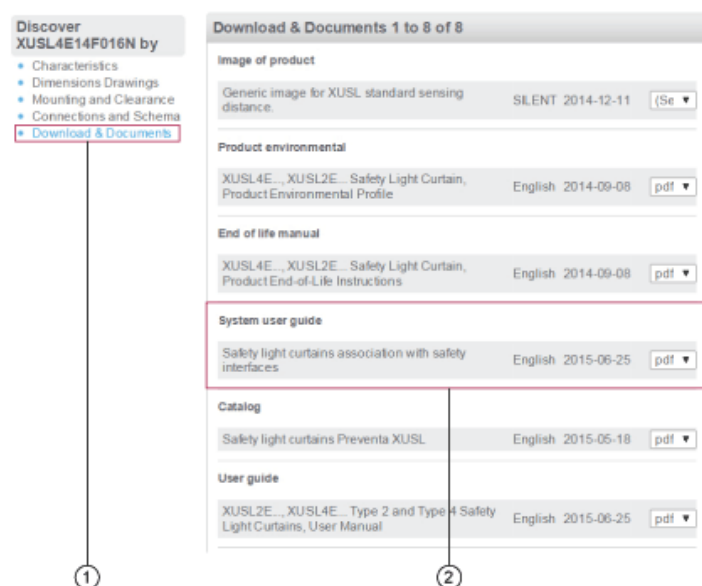
(1) Restart

With External Device Monitoring (EDM) feedback loop



(1) Restart

Connecting to a Safety Interface



- 1 : Click on Download & Documents
2 : Click on System user guide

To have all connection schematics concerning our safety module, select "download and document" and download the file "Safety light curtains association with safety interfaces"