



Main

| | |
|---------------------------------|--|
| Range of product | Harmony XB4 |
| Product or component type | Complete illuminated push-button |
| Device short name | XB4 |
| Bezel material | Chromium plated metal |
| Fixing collar material | Zamak |
| Mounting diameter | 22 mm |
| Sale per indivisible quantity | 1 |
| Shape of signaling unit head | Round |
| Type of operator | Spring return |
| Operator profile | Orange flush |
| Operator additional information | With plain lens |
| Contacts type and composition | 1 NO + 1 NC |
| Contacts operation | Slow-break |
| Connections - terminals | Screw clamp terminals : $\leq 2 \times 1.5 \text{ mm}^2$ with cable end conforming to EN/IEC 60947-1 Screw clamp terminals : $1 \times 0.22 \dots 2 \times 2.5 \text{ mm}^2$ without cable end conforming to EN/IEC 60947-1 |
| Light source | Protected LED |
| Bulb base | Integral LED |

Complementary

| | |
|------------------------------------|---|
| Height | 47 mm |
| Width | 30 mm |
| Depth | 101 mm |
| Terminals description ISO n°1 | (21-22)NC (13-14)NO |
| Product weight | 0.097 kg |
| Resistance to high pressure washer | 7000000 Pa at 55 °C, distance: 0.1 m |
| Contacts usage | Standard contacts |
| Positive opening | With positive opening conforming to EN/IEC 60947-5-1 appendix K |

| | |
|--|---|
| Operating travel | 1.5 mm (NC changing electrical state) 2.6 mm (NO changing electrical state) 4.3 mm (total travel) |
| Operating force | 3.5 N (NC changing electrical state) 3.8 N |
| Mechanical durability | 10000000 cycles |
| Tightening torque | 0.8...1.2 N.m conforming to EN 60947-1 |
| Shape of screw head | Cross head compatible with Philips no 1 screwdriver Cross head compatible with pozidriv No 1 screwdriver Slotted head compatible with flat Ø 4 mm screwdriver Slotted head compatible with flat Ø 5.5 mm screwdriver |
| Contacts material | Silver alloy (Ag/Ni) |
| Short circuit protection | 10 A cartridge fuse type gG conforming to EN/IEC 60947-5-1 |
| [I _{th}] conventional free air thermal current | 10 A conforming to EN/IEC 60947-5-1 |
| [U _i] rated insulation voltage | 600 V (degree of pollution: 3) conforming to EN/IEC 60947-1 |
| [U _{imp}] rated impulse withstand voltage | 6 kV conforming to EN/IEC 60947-1 |
| [I _e] rated operational current | 3 A at 240 V, AC-15, A600 conforming to EN/IEC 60947-5-1 6 A at 120 V, AC-15, A600 conforming to EN/IEC 60947-5-1 0.1 A at 600 V, DC-13, Q600 conforming to EN/IEC 60947-5-1 0.27 A at 250 V, DC-13, Q600 conforming to EN/IEC 60947-5-1 0.55 A at 125 V, DC-13, Q600 conforming to EN/IEC 60947-5-1 1.2 A at 600 V, AC-15, A600 conforming to EN/IEC 60947-5-1 |
| Electrical durability | 1000000 cycles, AC-15, 2 A at 230 V, operating rate: 3600 cyc/h, load factor: 0.5 conforming to EN/IEC 60947-5-1 appendix C 1000000 cycles, AC-15, 3 A at 120 V, operating rate: 3600 cyc/h, load factor: 0.5 conforming to EN/IEC 60947-5-1 appendix C 1000000 cycles, AC-15, 4 A at 24 V, operating rate: 3600 cyc/h, load factor: 0.5 conforming to EN/IEC 60947-5-1 appendix C 1000000 cycles, DC-13, 0.2 A at 110 V, operating rate: 3600 cyc/h, load factor: 0.5 conforming to EN/IEC 60947-5-1 appendix C 1000000 cycles, DC-13, 0.5 A at 24 V, operating rate: 3600 cyc/h, load factor: 0.5 conforming to EN/IEC 60947-5-1 appendix C |
| Electrical reliability IEC 60947-5-4 | $\Lambda < 10\exp(-6)$ at 5 V, 1 mA in clean environment conforming to EN/IEC 60947-5-4 $\Lambda < 10\exp(-8)$ at 17 V, 5 mA in clean environment conforming to EN/IEC 60947-5-4 |
| Signalling type | Steady |
| Supply voltage limits | 100...132 V AC |
| Current consumption | 14 mA |
| Service life | 100000 h at rated voltage and 25 °C |
| Surge withstand | 1 kV conforming to IEC 61000-4-5 |

Environment

| | |
|--|---|
| Protective treatment | TH |
| Ambient air temperature for storage | -40...70 °C |
| Ambient air temperature for operation | -40...70 °C |
| Class of protection against electric shock | Class I conforming to IEC 60536 |
| IP degree of protection | IP69 IP67 IP66 conforming to IEC 60529 IP69K |
| NEMA degree of protection | NEMA 13 NEMA 4X |
| IK degree of protection | IK06 conforming to IEC 50102 |
| Standards | EN/IEC 60947-5-5 EN/IEC 60947-1 UL 508 EN/IEC 60947-5-1 CSA C22.2 No 14 EN/IEC 60947-5-4 JIS C 4520 |
| Product certifications | DNV LROS (Lloyds register of shipping) |

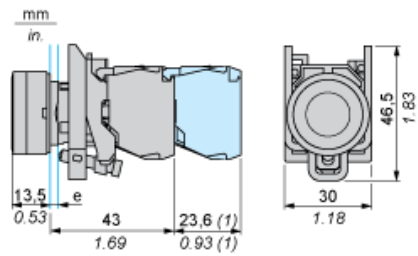
RINA
GL
UL listed
CSA
BV

| | |
|---------------------------------------|--|
| Vibration resistance | 5 gn (f = 2...500 Hz) conforming to IEC 60068-2-6 |
| Shock resistance | 30 gn (duration = 18 ms) for half sine wave acceleration conforming to IEC 60068-2-27 50 gn (duration = 11 ms) for half sine wave acceleration conforming to IEC 60068-2-27 |
| Resistance to fast transients | 2 kV conforming to IEC 61000-4-4 |
| Resistance to electromagnetic fields | 10 V/m conforming to IEC 61000-4-3 |
| Resistance to electrostatic discharge | 6 kV on contact (on metal parts) conforming to IEC 61000-4-2 8 kV in free air (in insulating parts) conforming to IEC 61000-4-2 |
| Electromagnetic emission | Class B conforming to IEC 55011 |

Contractual warranty

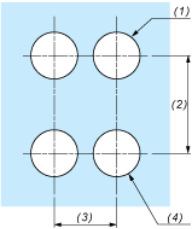
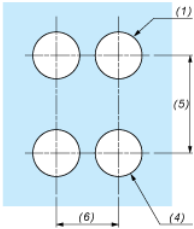
| | |
|-----------------|-----------|
| Warranty period | 18 months |
|-----------------|-----------|

Dimensions



- e : clamping thickness: 1 to 6 mm / 0.04 to 0.24 in.
- (1) Additional row of contacts or double contact

Panel Cut-out for Pushbuttons, Switches and Pilot Lights (Finished Holes, Ready for Installation)

| Connection by Screw Clamp Terminals or Plug-in Connectors or on Printed Circuit Board | On Direct Mount Faston Connectors |
|---|--|
|  |  |
| <p>(1) Diameter on finished panel or support (2) 40 mm min. / 1.57 in. min. (3) 30 mm min. / 1.18 in. min. (4) $\text{Ø } 22.5 \text{ mm} / 0.89 \text{ in. recommended } (\text{Ø } 22.3 \text{ mm }_0^{+0.4} / 0.88 \text{ in. }_0^{+0.016})$ (5) 45 mm min. / 1.78 in. min. (6) 32 mm min. / 1.26 in. min.</p> | |