

# Unique Surface Probes



All the probes in this series meet the Standard Limits of Error.

## Model No. 88106(\*)

Right-angle probe for fast response times. Sheath length is 102 mm (4"). Max surface temperature is 760°C (1400°F).

Replaceable Element not supplied, order Model No. 88106(\*)-RE

## Model No. 88107(\*)

Right-angle, long reach probe with fast response design. Sheath length is 203 mm (8"), with 760°C (1400°F) max surface temperature.

Replaceable Element not supplied, order Model No. 88107(\*)-RE

All models shown smaller than actual size.

## Model No. 88108(\*)

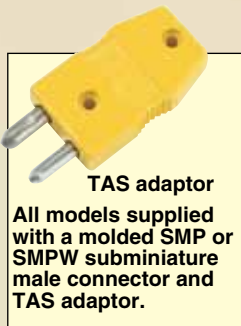
Right-angle, long 300 mm (12") reach probe with fast response design. 760°C (1400°F) max surface temperature.

Replaceable Element not supplied, order Model No. 88108(\*)-RE

## Model No. 88010(\*)

Long, 300 mm (12") reach version of the 88006. Fast response design with 760°C (1400°F) max surface temperature for use in oven and furnaces.

Replaceable Element not supplied, order Model No. 88010(\*)-RE



For a male straight M8 plug add "M8-S-M" to the model number and additional cost to the price, for a male straight M12 plug add "M12-S-M" to the model number and additional cost to the price.  
For a male right-angled M8 plug add "M8-R-M" to the model number and additional cost to the price, for a male right-angled M12 plug add "M12-S-M" to the model number and additional cost to the price.



\* Specify Calibration:  
K: CHROME<sup>®</sup>ALOMEGA<sup>®</sup>  
E: CHROME<sup>®</sup>-Constantan

Visit us online for dimensions.

Ordering Example:  
88018K, Type K surface probe.

### Model No. 88007(\*)

Miniature, fast response probe. Ideal for measuring the surface temperature of small electronic parts. 250°C (480°F) max surface temperature.

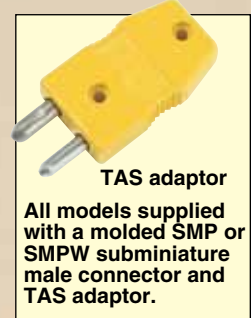
*Replaceable Element supplied free, for additional elements order Model No. 88007(\*)-RE*

### Model No. 88006(\*)

Miniature, fast response probe with 480°C (900°F) max surface temperature. Ideal for surface temperatures of small electronic parts.

*Replaceable Element not supplied, Model No. 88006(\*)-RE*

All models shown smaller than actual size.



TAS adaptor

All models supplied with a molded SMP or SMPW subminiature male connector and TAS adaptor.

### Model No. 88016(\*)


Visit us online for dimensions.

High temperature, right-angle probe, with miniature pencil type head. Best suited to stationary surfaces, with sensing head parallel to the handle. 480°C (900°F) max surface temperature.

*Replaceable Element not supplied, order Model No. 88016(\*)-RE*




Miniature connector.



### Model No. 88026(\*)

High temperature, right-angle probe, with miniature pencil type head. Best suited to stationary surfaces, with sensing head perpendicular to the handle. 480°C (900°F) max surface temperature.

*Replaceable Element not supplied, order Model No. 88026(\*)-RE*



Model No. 88007K and replaceable element, Model No. 88007K-RE.

\* Specify calibration: K - Type K Thermocouple E - Type E Thermocouple  
Ordering Example: 88007K probe with type K Thermocouple.

#### Replaceable Element Design

**Customer Replaceable Element:** Probe is supplied with one additional element.

**Factory Replaceable Element:** OMEGA® can install replaceable elements and check the probe for an additional cost, with the first replacement free! For non-replaceable element probes, replacement probes are available with a one time trade-in discount. Please contact our Customer Service Department for details.

To order Replaceable Elements, add suffix "-RE" to model number.

Ordering Example: 88026K-RE for 88026K probe.

\* Insert calibration needed, e.g. K (Type K thermocouple).