


Super OMEGACLAD® XL Thermocouple Probes

High Performance!

A Technological Advance in Temperature Measurement

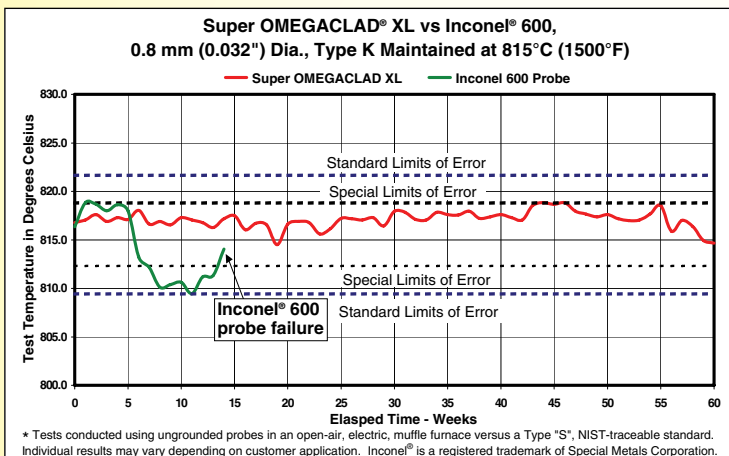


KQXL-18U-12, shown smaller than actual size.

- ✓ Thermocouple Technology from OMEGA for K and N Calibrations Only
- ✓ Super Stable Temperature Drift—Less than 2.8°C (37°F) in 25 weeks
- ✓ Better Performance at a Smaller Size—0.8 mm (0.032") Probe Withstands 815°C (1500°F) for 3 Years
- ✓ Probe Life Expectancy up to 10 Times Greater than Competing Devices*
- ✓ Handles Temperatures Up to 1335°C (2400°F)

An Exclusive OMEGA Manufactured Innovation

OMEGA brings you the Super OMEGACLAD® XL Thermocouple Probe family, the exclusive innovation in thermocouple technology. Manufactured using state-of-the-art processes for mineral insulated (MI) thermocouple cable and finished thermocouple probe assemblies, these temperature sensors maximize performance, even at extremely small diameters. The devices resist carburization, oxidation, and chlorination in tough environments.



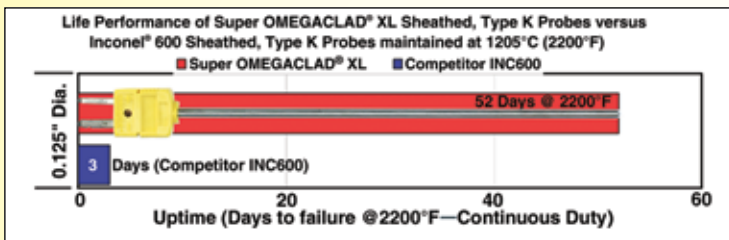
Small Size, Big Performance!

Typical 0.8 mm (0.032") Dia. Type K probes have a maximum temperature of 700°C (1260°F). Our Super OMEGACLAD® XL 0.8 mm (0.032") Dia. probe took on 815°C (1500°F) for 3 years and even reached 1000°C (1832°F) for 2 months!

6.4 mm (0.250")	2.25 sec**
3.2 mm (0.125")	0.55 sec**
1.6 mm (0.062")	0.3 sec**
0.8 mm (0.032")	~0.25 sec**

Probes shown ~50% smaller than actual size.

** Approx. response time—ungrounded in water



1204°C (2200°F) replace 17 of theirs in 52 days or just one of ours!

In life-cycle lab testing, the OMEGACLAD XL sheathed, 3 mm (0.125") Type K Probe operated continuously for 52 days at 1204°C (2200°F) while competitors' 3 mm (0.125") Inconel 600 sheathed, Type K probes lasted 3 days†.

† Results will vary on application and operating environment.

Long Life, Low Maintenance!

If your application operates at the punishing temperature of nearly 1204°C (2200°F), changing out failed thermocouples costs money in excessive maintenance, slows or cuts production, and can cause inconsistent product quality.

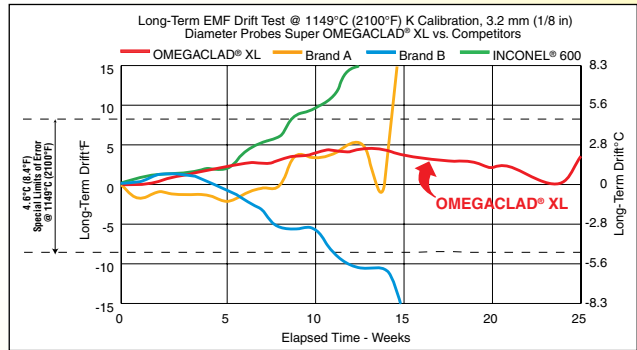
In head-to-head tests, Super OMEGACLAD XL thermocouple probes consistently post the best performance results. Our innovative temperature sensors last upwards of 10 times or longer when compared to competitors' Inconel 600 sheathed probes of equal or larger diameters. Let OMEGA's leading edge products help engineer **your next innovation!**




OMEGA's products making OMEGA's products. OMEGA uses Super OMEGACLAD XL thermocouple probes in its Class 10 clean rooms to monitor critical process temperatures and achieve consistent, high-quality products.

Low Drift, Reliable Temperatures!

Super OMEGACLAD® XL's low-drift characteristic ensures reliability of temperature readings longer than any other brand or sheath material. Within 15 weeks, Brands A, B, and C exhibited more than 8.3°C (47°F) drift. At 25 weeks, OMEGACLAD XL's drift was less than 2.8°C (37°F).*



* Tests conducted using ungrounded probes in an open-air, electric, muffle furnace versus a Type "S", NIST-traceable standard. Individual results may vary depending on customer application. Inconel® is a registered trademark of Special Metals Corporation.



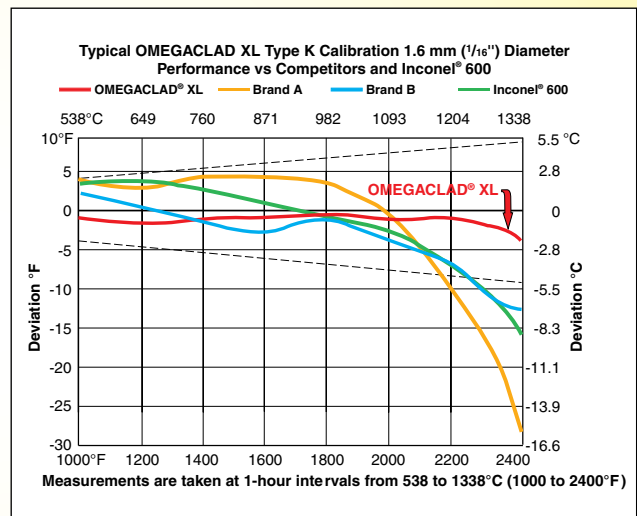
Look for this logo to identify probes available in Super OMEGACLAD XL sheathed thermocouple wire and probes

TJ36-CAXL-18U-12, shown smaller than actual size. Visit OMEGA for Super OMEGACLAD® XL probe offerings.



NB3-CAXL-14U-12, shown smaller than actual size.

Take on High Temperatures!



In tests up to 1338°C (2400°F), Super OMEGACLAD XL outperformed both the Inconel 600 and other competing high-temperature models.

Super OMEGACLAD® XL Probes

Very Low Drift at High Temperatures

Super Accurate, Super Stable, Super Value—Standard Dimensions

- ✓ For Use Up to 1338°C (2400°F)
- ✓ Excellent Long-Term Stability at High Temperatures
- ✓ Larger Diameter Available (Consult Sales)



Universal connector and clamp included.



Standard Dimension—Quick-Connect Probes

To Order		
ANSI Color Code/Alloy	Sheath Dia. inches	Model Number ANSI Color Code
MOLDED STANDARD CONNECTOR		
K CHROMEQA®-ALOMEGA® XL Sheath	1/16	KQXL-116[*]-[**]
	1/8	KQXL-18[*]-[**]
	3/16	KQXL-316[*]-[**]
	1/4	KQXL-14[*]-[**]
N OMEGA-P®-OMEGA-N® XL Sheath	1/16	NQXL-116[*]-[**]
	1/8	NQXL-18[*]-[**]
	3/16	NQXL-316[*]-[**]
	1/4	NQXL-14[*]-[**]
MINIATURE CONNECTOR		
K CHROMEQA®-ALOMEGA® XL Sheath	0.010	SCAXL-010[*]-[**]
	0.020	SCAXL-020[*]-[**]
	0.032	SCAXL-032[*]-[**]
	0.040	KMQXL-040[*]-[**]
	0.062	KMQXL-062[*]-[**]
	0.125	KMQXL-125[*]-[**]
N OMEGA-P®-OMEGA-N® XL Sheath	0.020	SNNXL-020[*]-[**]
	0.032	SNNXL-032[*]-[**]
	0.040	NMQXL-040[*]-[**]
	0.062	NMQXL-062[*]-[**]
	0.125	NMQXL-125[*]-[**]

Standard Dimension—Transition Junction Probes

To Order		
ANSI Color Code/Alloy	Sheath Dia. (inches)	Model Number ANSI Color Code
HEAVY DUTY TRANSITION JUNCTION PROBE		
K CHROMEQA®-ALOMEGA® XL Sheath	1/16	TJ36-CAXL-116[*]-[**]
	1/8	TJ36-CAXL-18[*]-[**]
	3/16	TJ36-CAXL-316[*]-[**]
	1/4	TJ36-CAXL-14[*]-[**]
	5/16	TJ36-CAXL-516[*]-[**]
	3/8	TJ36-CAXL-38[*]-[**]
N OMEGA-P®-OMEGA-N® XL Sheath	1/16	TJ36-NNXL-116[*]-[**]
	1/8	TJ36-NNXL-18[*]-[**]
	3/16	TJ36-NNXL-316[*]-[**]
	1/4	TJ36-NNXL-14[*]-[**]
	5/16	TJ36-NNXL-516[*]-[**]
	3/8	TJ36-NNXL-38[*]-[**]
MINIATURE TRANSITION JUNCTION PROBE		
K CHROMEQA®-ALOMEGA® XL Sheath	0.010	KMTXL-010[*]-[**]
	0.020	KMTXL-020[*]-[**]
	0.032	KMTXL-032[*]-[**]
	0.040	KMTXL-040[*]-[**]
	0.062	KMTXL-062[*]-[**]
	0.125	KMTXL-125[*]-[**]
N OMEGA-P®-OMEGA-N® XL Sheath	0.020	NMTXL-020[*]-[**]
	0.032	NMTXL-032[*]-[**]
	0.040	NMTXL-040[*]-[**]
	0.062	NMTXL-062[*]-[**]
	0.125	NMTXL-125[*]-[**]

Note: Probes with 0.032" diameter and larger are supplied with molded transition joints. Smaller-sized probes are supplied with stainless steel transition joints. Stripped leads standard.

[*] Specify junction type: "G" (Grounded), "E" (Exposed) or "U" (Ungrounded).

[**] Specify length in inches: "6", "12", "18" or "24".

For a male straight M8 plug add "M8-S-M" to the model number, for a male straight M12 plug add "M12-S-M" to the model number, for a male right-angled M8 plug add "M8-R-M" to the model number, for a male right-angled M12 plug add "M12-S-M" to the model number and additional cost to the price.

Ordering Example for Quick-Connect Probes: KQXL-18U-12, molded quick-connect probe, Type K (CHROMEQA-ALOMEGA), SUPER OMEGACLAD XL sheath, 1/8" OD, ungrounded junction, 12".

Ordering Example for Transition Junction Probes: TJ36-CAXL-14G-12, heavy-duty transition junction probe, Type K (CHROMEQA-ALOMEGA), SUPER OMEGACLAD XL sheath, 1/4" OD, grounded junction, 12".

Dual Elements

The probes shown on this page are also available in our dual element configuration. Please contact OMEGA for more details.

Miniature size.

Both models include mating connector with cable clamp shown smaller than actual size.

Standard size.


Super OMEGACLAD® XL Probes

Very Low Drift at High Temperatures

Super Accurate, Super Stable, Super Value—Metric Dimensions



- ✓ For Use Up to 1338°C (2400°F)
- ✓ Excellent Long-Term Stability at High Temperatures
- ✓ Larger Diameter Available (Consult Sales)



Metric Dimension—Quick-Connect Probes

To Order		
ANSI Color Code/Alloy	Sheath Dia. (mm)	Model Number ANSI Color Code
MOLDED STANDARD CONNECTOR		
K CHROMEGLA®-ALOMEGA® XL Sheath	1.5	KQXL-M15[*]-[**]
	3.0	KQXL-M30[*]-[**]
	4.5	KQXL-M45[*]-[**]
	6.0	KQXL-M60[*]-[**]
N OMEGA-P®-OMEGA-N® XL Sheath	1.5	NQXL-M15[*]-[**]
	3.0	NQXL-M30[*]-[**]
	4.5	NQXL-M45[*]-[**]
K CHROMEGLA®-ALOMEGA® XL Sheath	0.25	KMQXL-M025[*]-[**]
	0.5	KMQXL-M050[*]-[**]
	0.75	KMQXL-M075[*]-[**]
	1.0	KMQXL-M100[*]-[**]
N OMEGA-P®-OMEGA-N® XL Sheath	1.5	KMQXL-M150[*]-[**]
	3.0	KMQXL-M300[*]-[**]
	0.5	NMQXL-M050[*]-[**]
	0.75	NMQXL-M075[*]-[**]
	1.0	NMQXL-M100[*]-[**]
	1.5	NMQXL-M150[*]-[**]
	3.0	NMQXL-M300[*]-[**]



Metric Dimension—Transition Junction Probes

Miniature style

To Order		
ANSI Color Code/Alloy	Sheath Dia. (mm)	Model Number ANSI Color Code
HEAVY-DUTY TRANSITION JUNCTION PROBE		
K CHROMEGLA®-ALOMEGA® XL Sheath	1.5	TJ36-CAXL-M15[*]-[**]
	3.0	TJ36-CAXL-M30[*]-[**]
	4.5	TJ36-CAXL-M45[*]-[**]
	6.0	TJ36-CAXL-M60[*]-[**]
	8.0	TJ36-CAXL-M80[*]-[**]
	9.5	TJ36-CAXL-M95[*]-[**]
N OMEGA-P®-OMEGA-N® XL Sheath	1.5	TJ36-NNXL-M15[*]-[**]
	3.0	TJ36-NNXL-M30[*]-[**]
	4.5	TJ36-NNXL-M45[*]-[**]
	6.0	TJ36-NNXL-M60[*]-[**]
	8.0	TJ36-NNXL-M80[*]-[**]
	9.5	TJ36-NNXL-M95[*]-[**]
MINIATURE TRANSITION JUNCTION PROBE		
K CHROMEGLA®-ALOMEGA® XL Sheath	0.25	KMTXL-M025[*]-[**]
	0.5	KMTXL-M050[*]-[**]
	0.75	KMTXL-M075[*]-[**]
	1.0	KMTXL-M100[*]-[**]
	1.5	KMTXL-M150[*]-[**]
	3.0	KMTXL-M300[*]-[**]
N OMEGA-P®-OMEGA-N® XL Sheath	0.5	NMTXL-M050[*]-[**]
	0.75	NMTXL-M075[*]-[**]
	1.0	NMTXL-M100[*]-[**]
	1.5	NMTXL-M150[*]-[**]
	3.0	NMTXL-M300[*]-[**]

Note: Probes with 0.75 mm diameter and larger are supplied with molded transition joints. Smaller-sized probes are supplied with stainless steel transition joints. Stripped leads standard.

[*] Specify junction type: "G" (Grounded), "E" (Exposed) or "U" (Ungrounded)
 [**] Specify length in millimeters: "150" mm, "300" mm, "450" mm, or "600" mm.

For a male straight M8 plug add "M8-S-M" to the model number, for a male straight M12 plug add "M12-S-M" to the model number, for a male right-angled M8 plug add "M8-R-M" to the model number, for a male right-angled M12 plug add "M12-S-M" to the model number and additional cost to the price.

Ordering Example for Quick-Connect Probes: KQXL-M30U-300, molded quick connect probe, Type K (CHROMEGLA-ALOMEGA), SUPER OMEGACLAD XL sheath, 3 mm OD, ungrounded junction, 300 mm length.

Ordering Example for Transition Junction Probes: TJ36-CAXL-M60G-300, heavy-duty transition junction probe, Type K (CHROMEGLA-ALOMEGA), SUPER OMEGACLAD XL sheath, 6 mm OD, grounded junction, 300 mm length.

Dual Elements

The probes shown on this page are also available in our dual element configuration. Please contact OMEGA for more details.

Miniature size.

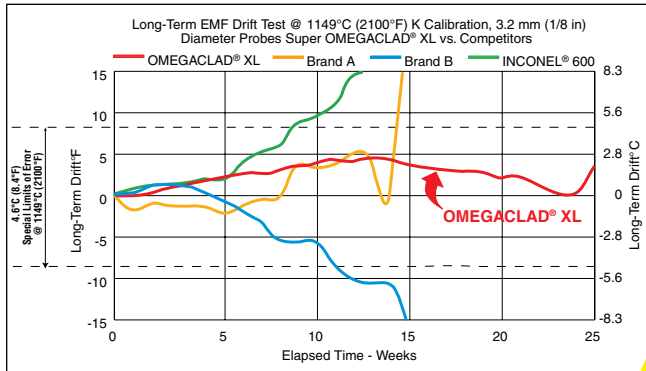
Both models include mating connector with cable clamp shown smaller than actual size.

Standard size.

Super OMEGA CLAD® XL Probes


Available in Most Thermocouple Probe Styles and Designs with Standard Dimensions

MEETS OR EXCEEDS
SPECIAL LIMITS
OF ERROR (SLE)
AND EN 60584-2:
Tolerance Class 1



- ✓ Standard- and Miniature-Size Quick-Connect and Molded Transition Junction Probes
- ✓ Rugged Industrial Head Styles, Replacement Probes, and Utility Handle Probes
- ✓ All Standard Lengths Available—6, 12, 18, and 24"

All Industrial Head Probe Styles Are Available in Super Omegaclad® XL Design!



Standard Dimension—Industrial Head Probe Assemblies and Replacement Probes

To Order		
ANSI Color Code/Alloy	Sheath Dia. (inches)	Model Number ANSI Color Code
K CHROMEGLA®-ALOMEGA® XL Sheath	1/16	NB(*)-CAXL-116[*]-[**]
	1/8	NB(*)-CAXL-18[*]-[**]
	3/16	NB(*)-CAXL-316[*]-[**]
	1/4	NB(*)-CAXL-14[*]-[**]
	5/16	NB(*)-CAXL-516[*]-[**]
N OMEGA-P®-OMEGA-N® XL Sheath	1/16	NB(*)-NNXL-116[*]-[**]
	1/8	NB(*)-NNXL-18[*]-[**]
	3/16	NB(*)-NNXL-316[*]-[**]
	1/4	NB(*)-NNXL-14[*]-[**]
	5/16	NB(*)-NNXL-516[*]-[**]
	3/8	NB(*)-NNXL-38[*]-[**]

(*) Specify head style: 1 (NB1), 2 (NB2), 3 (NB3), 4 (NB4), 5 (NB5), 6 (NB6), 7 (NB7), 8 (NB8), 9 (NB9), 10 (NB10), 11 (NB11), 12 (NB12). Note: NB4, 8, 10, 11 not offered with 3/8" diameter probes.

[*] Specify junction type: G (Grounded), E (Exposed), U (Ungrounded) or S (Surface).

[**] Specify length in inches: 6, 12, 18 or 24.

Spring loaded designs available, add "-SL" to the model number, no additional charge.

Ordering Example: NB1-CAXL-14G-12, industrial head probe, NB1-style head, Type K (CHROMEGLA-ALOMEGA) SUPER OMEGA CLAD XL sheath, (1/4") OD, grounded junction, 12" length.

To order a replacement probe for a head assembly, add "-RP" to the part number and subtract from the price.

Ordering Example: NB1-CAXL-14G-12-RP, industrial head replacement probe, for NB1-style head assembly, Type K (CHROMEGLA-ALOMEGA), SUPER OMEGA CLAD XL sheath, 1/4" OD, grounded junction, 12" length.

Standard Dimension—Utility Handle Probes

To Order		
ANSI Color Code/Alloy	Sheath Dia. (inches)	Model Number ANSI Color Code
K CHROMEGLA®-ALOMEGA® XL Sheath	1/16	KHXL-116[*]-RSC-[**]
	1/8	KHXL-18[*]-RSC-[**]
	3/16	KHXL-316[*]-RSC-[**]
	1/4	KHXL-14[*]-RSC-[**]
	5/16	†KHXL-516[*]-RSC-[**]
N OMEGA-P®-OMEGA-N® XL Sheath	1/16	NHXL-116[*]-RSC-[**]
	1/8	NHXL-18[*]-RSC-[**]
	3/16	NHXL-316[*]-RSC-[**]
	1/4	NHXL-14[*]-RSC-[**]
	5/16	†NHXL-516[*]-RSC-[**]
	3/8	†NHXL-38[*]-RSC-[**]

[*] Specify junction type: "G" (Grounded), "E" (Exposed), "U" (Ungrounded) or "S" (Surface). [**] Specify length in inches: 6, 12, 18 or 24. For a male straight M8 plug add "M8-S-M" to the model number, for a male straight M12 plug add "M12-S-M" to the model number, for a male right-angled M8 plug add "M8-R-M" to the model number, for a male right-angled M12 plug add "M12-S-M" to the model number and additional cost to the price.

Ordering Example: KHXL-14G-RSC-12, utility handle probe, Type K (CHROMEGLA-ALOMEGA), SUPER OMEGA CLAD XL sheath, 1/4" OD, grounded junction, 12" length, supplied with a miniature connector (SMP) termination.

†Please Note: These diameters will be manually assembled, not molded.

Junction Types

Grounded



Exposed

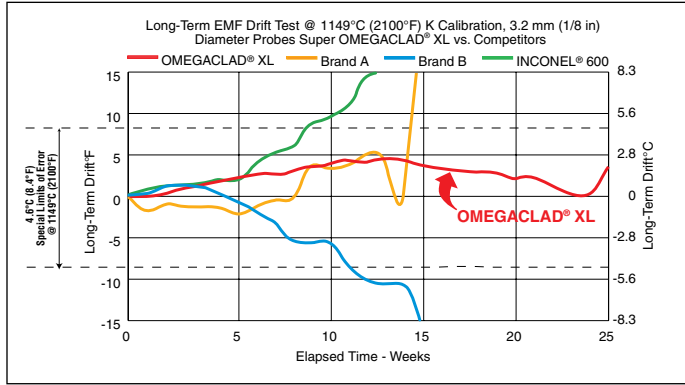


Ungrounded




Super OMEGACLAD® XL Probes

Available in Most Thermocouple Probe Styles and Designs with **Metric** Dimensions



- ✓ Standard- and Miniature-Size Quick-Connect and Molded Transition Junction Probes
- ✓ Rugged Industrial Head Styles, Replacement Probes, and Utility Handle Probes
- ✓ All Standard Lengths Available—150, 300, 450 and 600 mm

All Industrial Head Probe Styles Are Available in Super Omegaclad® XL Design!



Metric Dimension—Industrial Head Probe Assemblies and Replacement Probes

To Order		
ANSI Color Code/Alloy	Sheath Dia. (mm)	Model Number ANSI Color Code
K CHROMEGLA®-ALOMEGA® XL Sheath	1.5	NB(*)-CAXL-M15[*]-[**]
	3.0	NB(*)-CAXL-M30[*]-[**]
	4.5	NB(*)-CAXL-M45[*]-[**]
	6.0	NB(*)-CAXL-M60[*]-[**]
	8.0	NB(*)-CAXL-M80[*]-[**]
	9.5	NB(*)-CAXL-M95[*]-[**]
N OMEGA-P®-OMEGA-N® XL Sheath	1.5	NB(*)-NNXL-M15[*]-[**]
	3.0	NB(*)-NNXL-M30[*]-[**]
	4.5	NB(*)-NNXL-M45[*]-[**]
	6.0	NB(*)-NNXL-M60[*]-[**]
	8.0	NB(*)-NNXL-M80[*]-[**]
	9.5	NB(*)-NNXL-M95[*]-[**]

(*) Specify head style: 1 (NB1), 2 (NB2), 3 (NB3), 4 (NB4), 5 (NB5), 6 (NB6), 7 (NB7), 8 (NB8), 9 (NB9), 10 (NB10), 11 (NB11), 12 (NB12). **Note:** NB4, 8, 10, 11 not offered with 9.5 mm diameter probes.
 [*] Specify junction type: **G** (Grounded), **E** (Exposed), **U** (Ungrounded) or **S** (Surface).
 [**] Specify length in millimeters: 150 mm, 300 mm, 450 mm or 600 mm.
Ordering Example: NB1-CAXL-M60G-300 industrial head probe, NB1-style head, Type K (CHROMEGLA-ALOMEGA) SUPER OMEGACLAD XL sheath, 6 mm OD, grounded junction, 300 mm length.
 To order a replacement probe for a head assembly, add “-RP” to the model number and subtract from the price above.
Ordering Example: NB1-CAXL-M60G-300-RP, industrial head replacement probe, for NB1-style head assembly, Type K (CHROMEGLA-ALOMEGA), SUPER OMEGACLAD XL sheath, 6 mm OD, grounded junction, 300 mm length.

Metric Dimension—Utility Handle Probes

To Order		
ANSI Color Code/Alloy	Sheath Dia. (mm)	Model Number ANSI Color Code
K CHROMEGLA®-ALOMEGA® XL Sheath	1.5	KHXL-M15[*]-RSC-[**]
	3.0	KHXL-M30[*]-RSC-[**]
	4.5	KHXL-M45[*]-RSC-[**]
	6.0	KHXL-M60[*]-RSC-[**]
	8.0	†KHXL-M80[*]-RSC-[**]
	9.5	†KHXL-M95[*]-RSC-[**]
N OMEGA-P®-OMEGA-N® XL Sheath	1.5	NHXL-M15[*]-RSC-[**]
	3.0	NHXL-M30[*]-RSC-[**]
	4.5	NHXL-M45[*]-RSC-[**]
	6.0	NHXL-M60[*]-RSC-[**]
	8.0	†NHXL-M80[*]-RSC-[**]
	9.5	†NHXL-M95[*]-RSC-[**]

Junction Types

Grounded

Exposed

Ungrounded

[*] Specify junction type: **G** (Grounded), **E** (Exposed), **U** (Ungrounded) or **S** (Surface). [**] Specify length in millimeters: 150 mm, 300 mm, 450 mm, or 600 mm. Order standard model number with a suffix “-PFA”. Visit us online for additional price on 300 mm (12”) probes, 450 mm (18”) probes and 600 mm (24”) probes. 200°C (400°F) max. **Note:** These diameters will be assembled manually, not molded. For a male straight M8 plug add “M8-S-M” to the model number, for a male straight M12 plug add “M12-S-M” to the model number, for a male right-angled M8 plug add “M8-R-M” to the model number, for a male right-angled M12 plug add “M12-S-M” to the model number and additional cost to the price.

Ordering Example: KHXL-M60G-RSC-300, utility handle probe, Type K (CHROMEGLA-ALOMEGA), SUPER OMEGACLAD® XL sheath, 6 mm OD, grounded junction, 300 mm length, supplied with a miniature connector (SMP) termination.